



**AMERICAN-MADE PRODUCTS**  
TableCraft Solutions that are Home-Grown



More choices to serve you.  
Every Ware. Every Day.

# PROFESSIONAL



# BAKEWARE

BY



Professional Bakeware by TableCraft has a deep-seated history of bringing high quality products to market that are dependable and promote food safe practices.

Our Cast Aluminum items offer virtually unbreakable designs that conduct and maintain temperatures for an extended period of time; better than most other serving options in the market. We offer 17 colorful DuraCoat™ Cast Coating options plus natural. Mix and match serving pieces to create an eye catching presentation to enhance your brand image. Our DuraCoat™ features and benefits are listed below. For more information, please contact our customer service team or your local TableCraft sales representative.

Most of our Professional Bakeware (ProBake) products ship directly from our Willis, Texas location. Select items are also stocked in Gurnee, IL.



Our DuraCoat™ Cast Coatings are:

- NSF® listed
- Dishwasher safe, Natural Finish are Hand Wash Only
- Safe to use with foods containing less than 8% alcohol
- Safe for cold food temperatures as low as -20°F
- Not intended for hot well or steam table use

We recommend natural finish items only for all hot food applications.

TableCraft also provides a convenient and unique recoating program. Please contact your dealer for a quote and a recoating authorization (RCA) to refinish your cast aluminum serveware.

*Please allow up to 4 weeks for TableCraft to refinish your cast aluminum project.*



# DURACOAT™ COATED CAST ALUMINUM COLORS



## Neutrals



**N:** Natural/ Pewter



**BK:** Black



**W:** White

## Trending Colors



**PB:** Pigeon Blue



**MM:** Modern Mint



**SNX:** Sunset Orange



**X:** Orange



**Y:** Yellow



**R:** Red



**LG:** Lime Green

## Traditional Colors



**GY:** Gray



**HGN:** Hunter Green



**SBL:** Sky Blue



**CP:** Copper



**BR:** Brown



**GN:** Green



**CBL:** Cobalt Blue



## DURACOAT™ COLOR COATINGS

Are available in 16 colors. Natural uncoated option is also available (N)

Color chart icon above indicates products where DuraCoat™ is available

Recommended for cold food only. Coating is safe for use with temperatures between -20°F to 195°F.

When ordering, add the color code to the end of the item number, as shown below.

TO ORDER:

**CW5004**

ITEM NUMBER

**BK**

COLOR CODE



Scan code to view our website.

### FAQ:

Are there any performance differences between Natural Finish v. DuraCoat™ Cast Coated bowls?

While both finishes are great for cold food storage and display, only non-coated or natural finish bowls can be used for hot food applications as well.



Scan code to view  
our Cold Well  
Simple Solutions™  
Set-Up video.

# Simply done...

Our Simple Solutions™ Buffet System is as easy to assemble as 1-2-3 to keep your cold storage presentations organized and help your operation perform more efficiently.



**1**

## DROP-IN TEMPLATES


Place templates on the NSF-7 ledge inside your cold well unit. Each template is equal to one well. Per example above, a four well unit will need four templates. These templates rest slightly above the well floor and are perforated for maximum air flow circulation around our food bowls.



**2**

## CAST ALUMINUM BOWLS


These vessels are the same size and capacity as traditional food pans or hotel pans. They are available in a variety of sizes: Full, Half Long, Half, Third, Sixth and Ninth size, so they are easy to configure inside your well. They should fit tightly together to retain cold serving temperatures. If there are gaps between bowls, slide all bowls in same direction then fill gaps with adapter bars as needed.



**3**

## SPACER BAR KIT

Kit includes one of each bar: 0.25", 0.5", 0.75", 1", 1.25" and 2". Use individually to fill gaps at the end of your well or use in any combination to replace vessels for smaller food service; or create an alternative serving surface. Bars are manufactured to rest on the NSF-7 ledge inside your well and block cold air from escaping to optimize the efficiency of your unit.



Need help with your well configuration? Please contact your TableCraft sales representative.

Select single adapter bars are also available, see page 28 for more options.


# SIMPLE SOLUTIONS™ STRAIGHT-SIDED BOWLS

PROFESSIONAL  
BAKEWARE



Item #	Description	Capacity	Min Order
<b>REGULAR, 3" HEIGHT—CAST ALUMINUM, NATURAL OR COATED</b>			
a.	CW5000_ Full Size, 19 x 12¼ x 3"	10 qt	1 ea
	CW5004_ Half Size, 12¼ x 9½ x 3"	5¼ qt	1 ea
b.	CW5008_ Half Long, 19 x 6¾ x 3"	5 qt	1 ea
	CW5012_ Third Size, 12¾ x 6¾ x 3"	3¼ qt	1 ea
c.	CW5024_ Quarter Size, 9½ x 6¾ x 3"	2½ qt	1 ea
d.	CW5016_ Sixth Size, 6¾ x 6¾ x 3"	1½ qt	1 ea
	CW5020_ Ninth Size, 6¾ x 4¼ x 3"	1 qt	1 ea
<b>DEEP, 5" HEIGHT—CAST ALUMINUM, NATURAL OR COATED</b>			
e.	CW5002_ Full Size, 19 x 12¾ x 5"	18¼ qt	1 ea
	CW5006_ Half Size, 12¾ x 9½ x 5"	8¾ qt	1 ea
f.	CW5010_ Half Long, 19 x 6¾ x 5"	8¾ qt	1 ea
	CW5014_ Third Size, 12¾ x 6¾ x 5"	5¼ qt	1 ea
g.	CW5026_ Quarter Size, 9½ x 6¾" x 5"	4¼ qt	1 ea
h.	CW5018_ Sixth Size, 6¾ x 6¾ x 5"	2¾ qt	1 ea
	CW5022_ Ninth Size, 6¾ x 4¼ x 5"	1½ qt	1 ea

†Natural Finish are Hand Wash Only



TO ORDER THIS ITEM:

**CW5026**

**N**

ITEM NUMBER

COLOR CODE

# Colorful solutions for your well's being

TableCraft provides a convenient and unique recoating program, so you can refinish your current templates for less than the cost of ordering new. Please contact your TableCraft sales rep for quotes and a recoating authorization (RCA) to refinish your cast aluminum serveware. Choose from 16 DuraCoat™ coatings or revert to natural aluminum finish.



**DURACOAT™  
CAST COATINGS**  
FOR COLD HOLDING ONLY  
SEE PAGE 21 FOR DETAILS



**NATURAL ALUMINUM  
FINISH AVAILABLE**  
FOR HOT & COLD FOOD  
HOLDING BOWLS



(Y) Yellow



(X) Orange



(R) Red




(PB) Pigeon Blue




(GN) Green



(GY) Gray



View a video on the benefits of our Simple Solutions™ Acrylic Covers!



## SIMPLE SOLUTIONS™ ACRYLIC COVERS

Keep your food covered and protected with these translucent acrylic covers for our simple solution bowls. Eliminates needing to prep and place product in a storage container saving storage and serve time.

- Translucent acrylic construction
- Fits both 3" and 5" Simple Solutions™ Bowls (coated or uncoated)
- When cleaning your acrylic cover, do not use abrasive cloths or paper towels. To sanitize, use warm water mixed with sanitizing dish soap, Hydrogen Peroxide (3%-5% Concentration), or a bleach-water solution (2% Concentration of Bleach)




Item #	Description	Min Order
<b>SIMPLE SOLUTION™ BOWL COVERS-ACRYLIC, TRANSLUCENT</b>		
a.	CW5030 19½ x 13¼ x 1", Fits Full Size Bowls (CW5000 & CW5002)	1 ea
b.	CW5032 13¼ x 10 x 1", Fits Half Size Bowls (CW5004 & CW5006)	1 ea
c.	CW5034 19½ x 6⅞ x 1", Fits Half Size Long Bowls (CW5008 & CW5010)	1 ea
d.	CW5036 13¼ x 6⅞ x 1", Fits Third Size Bowls (CW5012 & CW5014)	1 ea
e.	CW5038 10¼ x 7⅞ x 1", Fits Quarter Size Bowls (CW5024 & CW5026)	1 ea
f.	CW5040 6⅞ x 6⅞ x 1", Fits Sixth Size Bowls (CW5016 & CW5018)	1 ea
g.	CW5042 6⅞ x 4¾ x 1", Fits Ninth Size Bowls (CW5020 & CW5022)	1 ea

# SIMPLE SOLUTIONS™ DROP-IN TEMPLATES



Stock your cold well unit with ease, using TableCraft's Simple Solutions™ Drop-In Templates. Designed to fit NSF-7 cold wells, our templates rest on the factory food pan ledge of a mechanically cooled cold food bar to cradle your food products within the proper cold zone.

- Templates are designed to offer your kitchen staff display versatility and promote best food safety practices
- Drop-in templates are available in regular 3" or deep 5" heights depending on your cooling stations well depth (see listing below)
- Available in Brushed (BRA) or DuraCoat™ Colors (see page 21)




TO ORDER THIS TEMPLATE:  
**CW1066 BK**  
ITEM NUMBER COATING



Chillin'  
in the  
**cold** zone

By keeping a low profile, these templates allow your food products to stay cool and collected in your cold well serving units.

Shown above: CW1012BRS template and CW4020SNX Bowls



## DROP-IN PERFORATED TEMPLATE



- Templates designed to offer your cold food station ultimate flexibility
- Options for various heights so you can customize your cold well display
- To ensure a proper fit, provide dimensions and requirements to your TableCraft sales rep



**DURACOAT™**  
CAST COATINGS  
FOR COLD FOOD HOLDING ONLY  
COLOR SWATCHES ON PAGE 21

**SELECT ALUMINUM FINISHES**  
FOR HOT / COLD FOOD HOLDING  
FINISH OPTIONS SHOWN PAGE 37

**NEW**

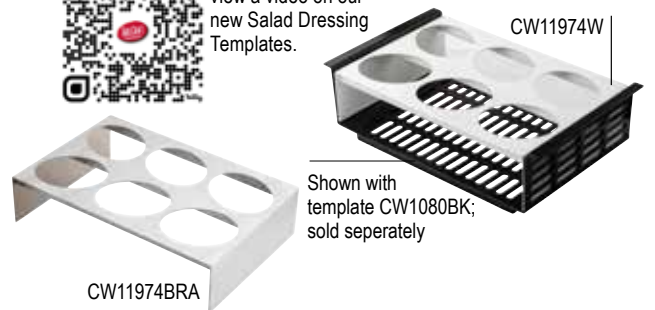
## SIMPLE SOLUTIONS™ SALAD DRESSING TEMPLATES



- Templates designed to offer your cold food station ultimate flexibility
- Use with 5" CW1080 drop-in template



Scan QR code to view a video on our new Salad Dressing Templates.



Shown with template CW1080BK; sold separately

Item #	Description	Min Order
<b>REGULAR, 3" DEPTH DROP-IN TEMPLATES PERFORATED ALUMINUM, BRUSHED OR COATED</b>		
a. CW1060_	12 $\frac{1}{8}$ x 21 $\frac{1}{4}$ ", Center Piece	1 ea
CW1062_	13 $\frac{3}{8}$ x 21 $\frac{1}{4}$ ", $\frac{1}{2}$ " Edge	1 ea
CW1064_	13 $\frac{3}{8}$ x 21 $\frac{1}{4}$ ", $\frac{3}{4}$ " Edge	1 ea
b. CW1066_	13 $\frac{3}{8}$ x 21 $\frac{1}{4}$ ", 1" Edge	1 ea
CW1068_	14 $\frac{1}{8}$ x 21 $\frac{1}{4}$ ", 1 $\frac{1}{4}$ " Edge	1 ea
c. CW1070_	14 $\frac{1}{8}$ x 21 $\frac{1}{4}$ ", 1 $\frac{1}{2}$ " Edge	1 ea
CW1072_	14 $\frac{1}{8}$ x 21 $\frac{1}{4}$ ", 2" Edge	1 ea
CW1074_	15 $\frac{3}{8}$ x 21 $\frac{1}{4}$ ", 2 $\frac{1}{2}$ " Edge	1 ea
d. CW1076_	13 $\frac{3}{8}$ x 21 $\frac{1}{4}$ ", 2 $\frac{1}{2}$ " Edge	1 ea
CW1078_	12 $\frac{1}{8}$ x 21 $\frac{1}{4}$ ", 3" Edge	1 ea
<b>DEEP, 5" HEIGHT DROP-IN TEMPLATES PERFORATED ALUMINUM, BRUSHED OR COATED</b>		
CW1080_	12 $\frac{1}{8}$ x 21 $\frac{1}{4}$ ", Center Piece	1 ea
CW1082_	13 $\frac{3}{8}$ x 21 $\frac{1}{4}$ ", $\frac{1}{2}$ " Edge	1 ea
CW1084_	13 $\frac{3}{8}$ x 21 $\frac{1}{4}$ ", $\frac{3}{4}$ " Edge	1 ea
CW1086_	13 $\frac{3}{8}$ x 21 $\frac{1}{4}$ ", 1" Edge	1 ea
CW1088_	14 $\frac{1}{8}$ x 21 $\frac{1}{4}$ ", 1 $\frac{1}{4}$ " Edge	1 ea
CW1090_	14 $\frac{1}{8}$ x 21 $\frac{1}{4}$ ", 1 $\frac{1}{2}$ " Edge	1 ea
CW1092_	14 $\frac{1}{8}$ x 21 $\frac{1}{4}$ ", 2" Edge	1 ea
CW1094_	15 $\frac{3}{8}$ x 21 $\frac{1}{4}$ ", 2 $\frac{1}{2}$ " Edge	1 ea
<b>STAINLESS STEEL, BRUSHED FINISH ONLY</b>		
e. CW1010BRS	Full Size, 12 $\frac{1}{8}$ x 21 $\frac{1}{4}$ x 1 $\frac{1}{4}$ "	1 ea
f. CW1012BRS	Full Size, 12 $\frac{1}{8}$ x 21 $\frac{1}{4}$ x 3"	1 ea
CW1015BRS	Full Size, 12 $\frac{1}{8}$ x 21 $\frac{1}{4}$ x 4"	1 ea
CW1016BRS	Full Size, 12 $\frac{1}{8}$ x 21 $\frac{1}{4}$ x 5"	1 ea
g. CW1014BRS	Double Size, 25 $\frac{3}{4}$ x 21 $\frac{1}{4}$ x 3"	1 ea
<b>SALAD DRESSING TEMPLATES</b>		
h. CW11974_ ▶	12 $\frac{3}{4}$ x 19 $\frac{1}{8}$ x 4 $\frac{1}{2}$ "	1 ea

# CONTEMPORARY COLLECTION™

- Save valuable space with straight-sided bowls that sit perfectly together
- Maintain the proper serving temperatures for your food
- Virtually unbreakable bowls, available in a wide range of sizes and colors



TO ORDER THIS ITEM:

**CW4036**    **W**  
 Item Number    Color Code



Item #	Description	Capacity	Min Order
<b>SHALLOW, 1½" HEIGHT—CAST ALUMINUM, NATURAL OR COATED</b>			
a.	CW4016_ Rectangular Bowl, 19½ x 6¾ x 1½"	2¾ qt	1 ea
<b>REGULAR, 3" HEIGHT—CAST ALUMINUM, NATURAL OR COATED</b>			
b.	CW4024_ Square Bowl, 5 x 5 x 3"	1 qt	1 ea
	CW4026_ Rectangular Bowl, 10 x 5 x 3"	2 qt	1 ea
c.	CW4020_ Rectangular Bowl, 14¼ x 4¾ x 3"	2½ qt	1 ea
	CW4002_ Rectangular Bowl, 10 x 7 x 3"	3 qt	1 ea
	CW4008_ Rectangular Bowl, 15 x 5 x 3"	3¼ qt	1 ea
d.	CW4018_ Rectangular Bowl, 19 x 4¾ x 3"	3½ qt	1 ea
	CW4006_ Rectangular Bowl, 19½ x 6¾ x 3"	5½ qt	1 ea
	CW4038_ Rectangular Bowl, 12¾ x 10½ x 3"	6 qt	1 ea
	CW4032_ Rectangular Bowl, 20 x 10 x 3"	10½ qt	1 ea
<b>DEEP, 6" HEIGHT—CAST ALUMINUM, NATURAL OR COATED</b>			
e.	CW4012_ Square Bowl, 4¾ x 4¾ x 6"	1½ qt	1 ea
f.	CW4035_ Rectangular Bowl, 10 x 5 x 6"	3½ qt	1 ea
g.	CW4036_ Square Bowl, 10 x 10 x 6"	8½ qt	1 ea

†Natural Finish are Hand Wash Only





## SIERRA COLLECTION™

- Simple, stylish and virtually unbreakable
- Angled design brings elegance to your display
- Maintain the proper serving temperatures for all your food



Ideal size for a small taste or spoon rest in buffet service



TO ORDER THIS ITEM:

**CW4090** **W**

Item Number

Color Code



Flat bottom design is ideal for use with cooling plates. See page 32

Item #	Description	Capacity	Min Order/Case Pack
<b>SQUARE PLATES—CAST ALUMINUM, NATURAL OR COATED</b>			
a.	CW4062_ Extra Small, 4½ x 4½ x ½"	2 oz	1 ea
b.	CW4064_ Small, 7¾ x 7¾ x 1¼"	8 oz	1 ea
	CW4066_ Medium, 11¼ x 11¼ x 2¾"	1¼ qt	1 ea
	CW4068_ Large, 15¼ x 15¼ x 4¼"	4 qt	1 ea
	CW4070_ Extra Large, 19¼ x 19¼ x 4"	6 qt	1 ea
<b>RECTANGULAR BOWLS—CAST ALUMINUM, NATURAL OR COATED</b>			
	CW4072_ Small, 10½ x 6¾ x 1½"	11 oz	1 ea
	CW4074_ Medium, 15½ x 8 x 2¼"	1 qt	1 ea
c.	CW4076_ Large, 21 x 9½ x 4"	2¼ qt	1 ea
	CW4078_ Extra Large, 26½ x 12½ x 4¾"	6½ qt	1 ea
	CW4080_ Extra Large, 31½ x 14 x 5½"	8 qt	1 ea
<b>ANGLED OVAL BOWLS WITH FLAT BOTTOMS—CAST ALUMINUM, NATURAL OR COATED</b>			
	CW4082_ Small, 10 x 5 x 2¾"	½ qt	1 ea
d.	CW4084_ Medium, 13¼ x 7¾ x 4¾"	1½ qt	1 ea
	CW4086_ Large, 17 x 9 x 5½"	4 qt	1 ea
<b>ANGLED ROUND BOWLS WITH FLAT BOTTOMS—CAST ALUMINUM, NATURAL OR COATED</b>			
e.	CW4090_ Medium, 10" dia x 5"	3 qt	1 ea
	CW4092_ Large, 12¾" dia x 5½"	5¼ qt	1 ea
	CW13070_ Extra Large, 13" dia x 5"	11½ qt	1 ea

†Natural Finish are Hand Wash Only



# AURORA COLLECTION™

- High performance design conducts temperature to keep food at its best
- Virtually unbreakable, nests together for easy storage
- Standard pan sizes with flat bases for optimum use with cooling and hot plates



TO ORDER THIS ITEM:

**CW4052 BK**

Item Number      Color Code



## NON-STICK GRILL PANS WITH GRILL MARKS

- Non-stick coating for easy cooking and cleaning
- Grill pans are ideal for presenting cooked foods on the serving line
- Integrated channels raise food from moisture, helps keep fried foods from getting soggy during service
- DuraCoat Coatings™ cannot be used on grill pans intended for cooking



TO ORDER THIS ITEM:


**CW1244 N**

Item Number      Color Code

Item #	Description	Capacity	Min Order
<b>RECTANGULAR FOOD PAN—CAST ALUMINUM, NATURAL OR COATED</b>			
a. CW4048_	Full Shallow, 21 x 12 $\frac{1}{8}$ x 1 $\frac{1}{2}$ "	4 qt	1 ea
CW4049_	Full, 21 x 12 $\frac{1}{8}$ x 2 $\frac{1}{2}$ "	8 $\frac{1}{2}$ qt	1 ea
b. CW4052_	Half, 12 $\frac{1}{8}$ x 10 $\frac{1}{2}$ x 2 $\frac{1}{2}$ "	3 qt	1 ea
CW4050_	Full Deep Divided, 21 x 12 $\frac{1}{8}$ x 4"	(2) 5 qt	1 ea
CW4054_	Half Long, 21 x 6 $\frac{3}{8}$ x 4"	4 qt	1 ea
CW4056_	Third, 12 $\frac{1}{8}$ x 7 x 4"	2 $\frac{1}{2}$ qt	1 ea
CW4058_	Sixth, 7 x 6 $\frac{3}{8}$ x 4"	1 qt	1 ea
<b>RECTANGULAR GRILL PAN WITH GRILL MARKS—CAST ALUMINUM, NATURAL OR COATED (LOW HEAT PRESENTATION)</b>			
c. CW1240_	Full, 21 x 12 $\frac{1}{8}$ x 1 $\frac{1}{2}$ "	4 $\frac{1}{4}$ qt	1 ea
CW1242_	Half, 12 $\frac{1}{8}$ x 10 $\frac{1}{2}$ x 1 $\frac{1}{2}$ "	1 $\frac{1}{2}$ qt	1 ea
d. CW1244_	Half Long, 21 x 6 $\frac{3}{8}$ x 1 $\frac{1}{2}$ "	1 $\frac{3}{4}$ qt	1 ea

Must use universal adapter bar with this product (see below).

†Natural Finish are Hand Wash Only



## UNIVERSAL ADAPTER BARS & SPACER BAR KIT

- For use in tandem with bowls that would be used in cold well applications to fill any gaps for more efficient temperature control; see page 22 for additional info.
- Bars offer options for dividing your steam table to fit all pans

Item #	Description	Min Order
<b>ADAPTER BARS—STAINLESS STEEL, MIRROR FINISH</b>		
e. CWA12	12" Bar	1 ea
CWA20	20" Bar	1 ea
<b>SPACER BAR KIT—STAINLESS STEEL, BRUSHED FINISH</b>		
f. CWSBKIT	6-Piece Spacer Bar Kit, Includes (1) of Each: 0.25", 0.5", 0.75", 1", 1.25" and 2"	1 ea

# COUNTRY KITCHEN COLLECTION™

- Fluted design looks elegant in any environment
- Ideal for both drop-in templates and counter-top serving



PROFESSIONAL  
BAKEWARE  
BY  
TABLECRAFT

Item #	Description	Capacity	Min Order
<b>RECTANGULAR BOWLS—CAST ALUMINUM, NATURAL OR COATED</b>			
CW1500_	Small, Fluted 6 x 5 x 3½"	1 qt	1 ea
CW4302_	Small, Deep, Smooth, 6 x 5 x 5"	1 qt	1 ea
CW1510_	Medium, Fluted 10 x 6 x 3"	2¼ qt	1 ea
a. CW1530_	Medium, Deep, 10 x 6 x 5"	3 qt	1 ea
<b>SQUARE FLUTED BOWLS—CAST ALUMINUM, NATURAL OR COATED</b>			
CW1480_	Extra Small, 4 x 4 x 4"	½ qt	1 ea
CW1520_	Small, 5 x 5 x 6"	1½ qt	1 ea
b. CW1460_	Medium, 6 x 6 x 4¾"	1½ qt	1 ea
CW1470_	Medium Deep, 6 x 6 x 6½"	2 qt	1 ea
c. CW1490_	Large, 9½ x 9½ x 6½"	6½ qt	1 ea
d. CW1494_	Extra Large, 18 x 18 x 5½"	24 qt	1 ea
<b>ROUND FLUTED BOWLS—CAST ALUMINUM, NATURAL OR COATED</b>			
e. CW1610_	Small, 4½" dia x 2"	10 oz	1 ea
CW1620_	Medium, 6½" dia x 3"	1 qt	1 ea

†Natural Finish are Hand Wash Only



## DRESSING/CONDIMENT CROCKS & OVAL SHELL SERVERS

- Convenient solution for your busy serving station
- Crock keeps dressings cool and ready to serve




Item #	Description	Capacity	Min Order
<b>ROUND CROCKS—CAST ALUMINUM, NATURAL OR COATED</b>			
f. CW1665_	4¾" dia x 5"	1 qt	1 ea
CW1670_	5½" dia x 5¼"	1 qt	1 ea
CW1680_	6½" dia x 6¾"	2½ qt	1 ea
<b>LADLE—CAST ALUMINUM, NATURAL OR COATED</b>			
g. CW9000_	Long Plain Ladle, 11¾"	1 oz	1 ea
<b>OVAL SHELL SERVERS—CAST ALUMINUM, NATURAL OR COATED</b>			
h. CW1725_	9½ x 5 x 2"	½ qt	1 ea
CW1730_	11½ x 6 x 2"	¾ qt	1 ea
CW1720_	13¼ x 7¾ x 2½"	1½ qt	1 ea

†Natural Finish are Hand Wash Only



Ideal for organizing a range of condiments



TO ORDER THIS ITEM:

**CW1725** **W**  
Item Number      Color Code



**DURACOAT™**  
CAST COATINGS  
FOR COLD FOOD HOLDING ONLY  
COLOR SWATCHES ON PAGE 21

# CAST ALUMINUM FOOD PANS

- Porcelain-style finish, but with break resistant materials
- Available in natural or coated finish
- Designed to maintain optimum serving temperature
- Shaped to fit standard wells
- For use with Universal Adapter Bars (page 28)



e



f



g



h

TO ORDER THIS ITEM:

**CW362 N**

ITEM NUMBER    COLOR CODE



a

TO ORDER THIS ITEM:

**CW310 W**

Item Number    Color Code



b



c



d

Item #	Description	Capacity	Min Order
--------	-------------	----------	-----------

FOOD PANS—CAST ALUMINUM, NATURAL OR COATED

	CW300_	Full Size, 21 $\frac{1}{8}$ x 12 $\frac{3}{4}$ x 2 $\frac{1}{2}$ "	6 $\frac{1}{2}$ qt	1 ea
a.	CW310_	Half Size, 12 $\frac{3}{4}$ x 10 $\frac{3}{8}$ x 2 $\frac{1}{2}$ "	3 $\frac{1}{2}$ qt	1 ea
	CW320_	Half Size, Deep, 12 $\frac{3}{4}$ x 10 $\frac{3}{8}$ x 4"	5 qt	1 ea
b.	CW330_	Half Long, 21 $\frac{1}{8}$ x 6 $\frac{3}{8}$ x 2 $\frac{1}{2}$ "	3 qt	1 ea
c.	CW340_	Third Size, 12 $\frac{3}{4}$ x 6 $\frac{3}{8}$ x 2 $\frac{1}{2}$ "	1 $\frac{1}{2}$ qt	1 ea
d.	CW350_	Third Size, Deep, 12 $\frac{3}{4}$ x 6 $\frac{3}{8}$ x 4"	2 $\frac{1}{2}$ qt	1 ea
e.	CW352_	Quarter Size, 10 $\frac{1}{2}$ x 6 $\frac{3}{8}$ x 2 $\frac{1}{2}$ "	1 $\frac{1}{4}$ qt	1 ea
f.	CW354_	Quarter Size, Deep, 10 $\frac{1}{2}$ x 6 $\frac{3}{8}$ x 4"	2 qt	1 ea
g.	CW360_	Sixth Size, Deep, 6 $\frac{3}{8}$ x 6 $\frac{3}{8}$ x 4"	1 $\frac{1}{2}$ qt	1 ea
h.	CW362_	Ninth Size, Deep, 6 $\frac{3}{8}$ x 4 $\frac{1}{4}$ x 4"	$\frac{1}{2}$ qt	1 ea

BOWLS—CAST ALUMINUM, NATURAL OR COATED

ROUND BOWLS

i.	CW1449_	Tapered, 7" dia x 2 $\frac{3}{4}$ "	1 qt	1 ea
j.	CW3170_	Tapered, 9" dia x 4 $\frac{3}{4}$ "	3 $\frac{1}{2}$ qt	1 ea
	CW3180_	Tapered, 11" dia x 5 $\frac{3}{4}$ "	6 $\frac{3}{4}$ qt	1 ea
k.	CW3130_	Tulip Rim, 10" dia x 5 $\frac{1}{4}$ "	3 $\frac{1}{4}$ qt	1 ea
l.	CW3120_	Wide Rim, 18 $\frac{3}{4}$ " dia x 6"	10 qt	1 ea

†Natural Finish are Hand Wash Only

# SERVING & DISPLAY BOWLS



i



j



k



l

Wide Rim Bowl  
shown with Orange  
(X) DuraCoat™



**DURACOAT™  
CAST COATINGS**

FOR COLD FOOD HOLDING ONLY  
COLOR SWATCHES ON PAGE 21

# SERVING & DISPLAY PLATTERS & TRAYS



Item #	Description	Min Order
<b>SERVING &amp; DISPLAY PLATTERS AND TRAYS—CAST ALUMINUM, NATURAL OR COATED</b>		
<b>OVAL PLATTER</b>		
a.	CW11068_ 25 $\frac{3}{8}$ x 12 x 1 $\frac{1}{8}$ "	1 ea
<b>FISH PLATTER</b>		
b.	CW2210_ 21 x 9 x 1 $\frac{3}{4}$ "	1 ea
<b>ASSORTED PLATTERS &amp; TRAYS</b>		
c.	CW3620_ Rectangular Platter, 17 $\frac{7}{8}$ x 14 $\frac{5}{8}$ x $\frac{1}{8}$ "	1 ea
d.	CW11046_ Flared, Rectangular Platter, 18 x 6 x 2 $\frac{3}{8}$ "	1 ea
e.	CW4220_ Rectangular Tray, 24 $\frac{1}{4}$ x 13 $\frac{1}{2}$ x 1"	1 ea
f.	CW20190_ Rectangular Tray, 32 $\frac{1}{2}$ " x 20"	1 ea
<b>PLATES AND PLATTERS WITH PEDESTALS—CAST ALUMINUM, COATED</b>		
g.	CW17005_ Round with Pedestal, 13 $\frac{3}{4}$ " dia x 3 $\frac{1}{4}$ "	1 ea
h.	CW16080_ Two-Tiered, 25 x 10 x 3"	1 ea

†Natural Finish are Hand Wash Only



**DURACRAFT™  
CAST COATINGS**

FOR COLD FOOD HOLDING ONLY  
COLOR SWATCHES ON PAGE 21



## PLATES & PLATTERS WITH PEDESTALS





TO ORDER:  
**CW8002BRA TBK**  
 Item Coating  
 Number Code

## PORTABLE INSULATED ICE WELLS (with or without Lids)

Portable Insulated Ice Wells are essential additions to any self-serve line; perfect for indoor and outdoor events, buffets, hotels, restaurants, and cafeterias. Also works well as a stand alone beverage or individually packed goods cooler; keeping your food, drinks, or desserts chilled and ready to serve.

Our wells are constructed of fabricated aluminum—sealed, double walled with 1" thick insulation material to promote up to 3 hours of cold display while reducing the appearance of condensation. Non-slip feet affixed to the underside of the unit keep it in place on your serving line. Drain hole, located on the back, allows for easy emptying and clean up.

# Just add ice...

Our wells are constructed to fill and chill. Start with ice, then build to fit your needs. These short-term cold serving solutions will bring the cool to any indoor or outdoor buffet or catering event.



Add-in Simple Solutions™ Drop-in Template(s). Wells can accommodate either a 3" or 5" drop-in template(s).

**Note:** Make sure ice level does not interfere with template resting on ledges inside well.



We offer a variety of Cast Aluminum Bowls. See opposite page for configuration options.

- Available in Single and Double Wells (with or without Lid) in Brushed (BRA) finish and Translucent Clear (TCL), Black (TBK) and Copper (TCP) coatings
- Custom options also available. To ensure a proper fit, provide dimensions and requirements to your TableCraft sales rep
- For Cold Serving Only, Keeps food chilled up to 3 hours
- Add ice to the well. If using drop-in templates, fill ice up to the bottom of the template. Well will accommodate (1) drop-in template for single and up to (2) drop-in templates for double well
- If using Simple Solutions Cast Aluminum serving vessels, pre-chill the bowls in the freezer for 8 hours before use to minimize temperature changes
- Hand wash well with dish soap and warm water



Item #	Description	Min Order
<b>PORTABLE INSULATED ICE WELLS</b>		
a. CW8002BRA_	Single, 18 7/8 x 26 7/8 x 11 1/2" (Int. Dim. 13 1/8 x 21 1/8 x 7" Deep from the Ledge, 8 3/4" Total Depth)	1 ea
b. CW8002LBRA_	Single with Lid, 18 7/8 x 26 7/8 x 11 1/2" (Int. Dim. 13 1/8 x 21 1/8 x 7" Deep from the Ledge, 8 3/4" Total Depth)	1 ea
c. CW8006BRA_	Double, 31 x 26 7/8 x 11 1/2" (Int. Dim. 26 x 21 1/8 x 7" Deep from the Ledge, 8 3/4" Total Depth)	1 ea
d. CW8006LBRA_	Double with Lid, 31 x 26 7/8 x 11 1/2" (Int. Dim. 26 x 21 1/8 x 7" Deep from the Ledge, 8 3/4" Total Depth)	1 ea



TO ORDER BRUSHED WITH COATING:  
**CW8002BRA TCP**  
 ITEM NUMBER COATING

### FINISHES



BRA  
Brushed

### COATINGS



TCL  
Translucent  
Clear



TBK  
Translucent  
Black



TCP  
Translucent  
Copper

# SINGLE ICE WELLS



CW8002BRATCL  
(Single without Lid)



CW8002LBRATBK  
(Single with Lid)



Adjustable non-slip feet affixed to the underside of the unit keep it in place on your serving line.

PROFESSIONAL  
**BAKEWARE**



View a video on the benefits of our Portable Ice Wells!

# DOUBLE ICE WELLS



CW8006BRATCL  
(Double without Lid)

Ledge for drop-in template.



CW8006LBRATBK  
(Double with Lid)

Clear acrylic lid provides protection and promotes sanitary food safety before, during and after service.



Drain hole, located on the back, allows for easy emptying and clean up.



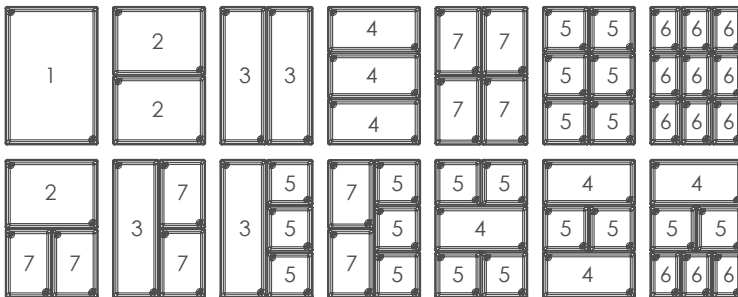
CW1060\_

Single unit can fit (1) drop-in template.  
Double unit can fit (2) drop-in templates.



CW5002\_

## CONFIGURATION GUIDE for use with our Simple Solutions™ Cast Aluminum Serving Vessels. See page 23 for more details.



Item #	Product Description	Capacity
1	CW5000_ OR CW5002_ Bowl, Natural or Coated	10 or 18¼ Qt.
2	CW5004_ OR CW5006_ Bowl, Natural or Coated	5¼ or 8¾ Qt.
3	CW5008_ OR CW5010_ Bowl, Natural or Coated	5 or 8¾ Qt.
4	CW5012_ or CW5014_ Bowl, Natural or Coated	3¾ or 5¾ Qt.
5	CW5016_ or CW5018_ Bowl, Natural or Coated	1½ or 2½ Qt.
6	CW5020_ OR CW5022_ Bowl, Natural or Coated	1 or 1.5 Qt.
7	CW5024_ OR CW5026_ Bowl, Natural or Coated	2½ or 4¾ Qt.
8	CW1060_ Drop-In Template	-

\* Complete product details for bowls on page 21, drop-in templates on page 23



a  
Half Display Tray (CW2107) on  
Half Long Cooling Plate (CW60103)



b



c

f

## FOOD DISPLAY TRAYS

• Color Coated ships from Willis, TX



Item #	Description	Min Order
<b>GASTRONORM FOOD PAN SIZES—CAST ALUMINUM, NATURAL OR COATED</b>		
a. CW2113_	Half Long, 21 x 6½ x ¾"	1 ea
b. CW2112_	Half Size, 12½ x 10½ x ¾"	1 ea
CW2114_	Third Size, 12½ x 7 x ¾"	1 ea
c. CW2115_	Fourth Size, 10½ x 6½ x ½"	1 ea
d. CW2116_	Sixth Size, 7 x 6½ x ¾"	1 ea
<b>DISPLAY SIZES—CAST ALUMINUM, NATURAL OR COATED</b>		
CW2111_	Rectangular, 21 x 12½ x ¾"	1 ea
CW2107_	Rectangular, 19½ x 6¾ x ¾"	1 ea
e. CW2106_	Rectangular, 13¼ x 6¾ x ¾"	1 ea
f. CW2104_	Rectangular, 8½ x 6¾ x ¾"	1 ea

†Natural Finish are Hand Wash Only

TO ORDER THIS ITEM:

**CW2104 W**  
ITEM NUMBER COLOR CODE

TO ORDER THIS ITEM:

**CW2116 CBL**  
ITEM NUMBER COLOR CODE



d

**DURACOAT™ CAST COATINGS**  
FOR COLD FOOD HOLDING ONLY  
COLOR SWATCHES ON PAGE 21



e

# Well covered

Adding well covers to your equipment accessories will enable you to expand your well's serving options, create spatial efficiencies and promote food safety practices. Let our Professional Bakeware offerings provide you with more serving solutions.

## COLD FOOD WELL TILES



Tiles help keep foods at optimal serving temperatures while creating an energy efficient food safety zone. They are a great way to convert your current cold wells into grab-n-go stations or create additional usable surfaces when not in use. Tiles are available in solid or grid pattern.



TO ORDER TEMPLATES:  
**CW980** **BRA**  
ITEM NUMBER FINISH



Only available in natural Aluminum finish

Item #	Description	Min Order
<b>SOLID TILES—ALUMINUM, FINISHED OR COATED</b>		
CW980_	Double Size, 27 x 21½"	1 ea
a. CW970_	Full Size, 21½ x 13½"	1 ea
<b>GRID TILES—ALUMINUM, FINISHED OR COATED</b>		
b. CWTTDG01_	Full Size, 21½ x 13½"	1 ea

Select Solid or Grid Covers in Standard Sizes Templates to fit Single and Double Wells. **CUSTOM SOLUTIONS ARE AVAILABLE** contact us to learn more! All standard and custom items are made to order and non-returnable.

**DURACOAT™ CAST COATINGS**  
 FOR COLD FOOD HOLDING ONLY  
 COLOR SWATCHES ON PAGE 21



Scan code to view our website

**ALUMINUM FINISHES**  
 FOR HOT / COLD FOOD HOLDING  
 FINISH OPTIONS ON NEXT PAGE

## SAFETY SHIELDS

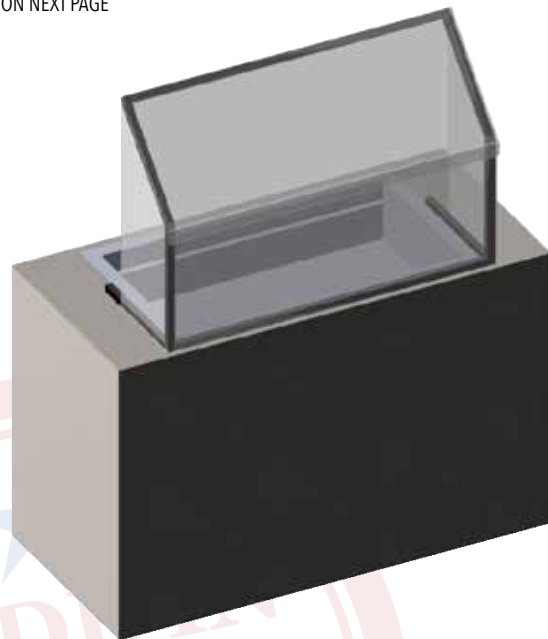


### FOR COLD WELLS

Finding solutions to modify current serving stations has become a must. By limiting the access to self-serve foods, contamination and health risks can be reduced for both staff and patrons. Adding shields or partitions can be more economical alternatives for restaurateurs and operators than remodeling serving and dining spaces. Our cold well acrylic shields with black metal frames are offered in 2, 3 or 4 well configurations.

For custom requests, please contact your TableCraft sales rep.

- ¼" acrylic provides excellent clarity, cleanability and durability
- Light-weight, durable frame constructed of extruded metal tubing and plastic connectors
- Ships flat and assembles easily, no drilling or tools required
- Made to order and ship from Willis, TX location



Item #	Description	Min Order
<b>COLLAPSIBLE METAL FRAME SAFETY SHIELDS FOR COLD WELLS</b>		
CW2WELLSHIELD	34¾ x 17¾ x 32", 2 Well Shield	1 ea
c. CW3WELLSHIELD	48½ x 17¾ x 32", 3 Well Shield	1 ea
CW4WELLSHIELD	62 x 17¾ x 32", 4 Well shield	1 ea

Custom styles and sizes available. Contact your TableCraft Rep for a quote.

# Well organized


Our templates are designed to fit NSF-7 cold wells and help keep foods at optimal serving temperatures while creating an energy efficient food safety zone. These cold well accessories can be made to order in (2) natural aluminum finishes or any of our 16 color options shown on page 21.



## CONTEMPORARY COLLECTION™ COLD FOOD TEMPLATES



**TEMPLATE DIMENSIONS** 25¼ x 21¼" DOUBLE WELL  
12½ x 21¼" SINGLE WELL




CW5070

CW5072

Item #	Description	Min Order
COLD FOOD TEMPLATES—FABRICATED ALUMINUM, FINISHED OR COATED		
CW5070_	Fits (2) CW4018	1 ea
CW5072_	Fits (2) CW4020	1 ea

Circle Swirl pattern not available



CW5082

CW5084

CW5086

Item #	Description	Min Order
COLD FOOD TEMPLATES—FABRICATED ALUMINUM, FINISHED OR COATED		
CW5082_	Fits (2) CW4002	1 ea
CW5084_	Fits (3) CW4026	1 ea
CW5086_	Fits (6) CW4024	1 ea

Circle Swirl pattern not available

### Finish Options



### FITS ITEMS



a. CW4018



b. CW4020



c. CW4002



d. CW4024



e. CW4026

**COLORS**  
**DURACOAT™**  
**CAST COATINGS**  
FOR COLD FOOD HOLDING ONLY  
COLOR SWATCHES ON PAGE 21

**FINISHES**  
**ALUMINUM**  
**FINISHES**  
FOR HOT / COLD FOOD HOLDING  
FINISH OPTIONS SHOWN ABOVE\*

# COUNTRY KITCHEN COLLECTION™ COLD FOOD TEMPLATES



## FITS ITEMS



a. CW1480



b. CW1460



c. CW1470




d. CW1490



a. CW1480

- Templates designed to fit within NSF-7 cold wells
- Enables you to keep food within the recommended safe zone
- Ideal solution for when you need to lower the serving vessels below the air curtain
- Template dimensions: 25¾ x 21¼" DOUBLE WELL / 12⅞ x 21¼" SINGLE WELL



CW5108

CW5112

CW5114

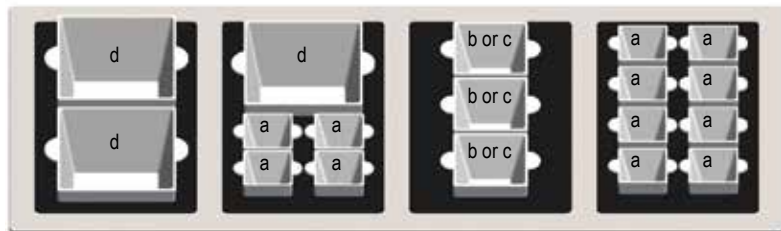
Item #	Description	Min Order
COLD FOOD TEMPLATES—ALUMINUM, FINISHED OR COATED		
CW5108_	Fits (3) CW1460, (3) CW1470 or (3) CW1480	1 ea
CW5112_	Fits (9) CW1470 or (9) CW1460	1 ea
CW5114_	Fits (8) CW1460 or (8) CW1470	1 ea

Circle Swirl pattern not available

# COUNTRY KITCHEN COLLECTION™ COLD FOOD TEMPLATES



- Templates designed to fit within NSF-7 cold wells
- Enables you to keep food within the recommended safe zone
- Ideal solution for when you need to lower the serving vessels below the air curtain
- Template dimensions: 12⅞ x 21¼" SINGLE WELL



CW5102

CW5104

CW5106

CW5110

Item #	Description	Min Order
COLD FOOD TEMPLATES—ALUMINUM, FINISHED OR COATED		
CW5102_	Fits (2) CW1490	1 ea
CW5104_	Fits (4) CW1480 & (1) CW1490	1 ea
CW5106_	Fits (3) CW1460 or (3) CW1470	1 ea
CW5110_	Fits (8) CW1480	1 ea

Circle Swirl pattern not available

TO ORDER THIS TEMPLATE:  
**CW5110 BK**  
ITEM NUMBER COATING



# COUNTRY KITCHEN COLLECTION™




## COLD FOOD TEMPLATES

- Templates designed to fit within NSF-7 cold wells
- Enables you to keep food within the recommended safe zone
- Ideal solution for when you need to lower the serving vessels below the air curtain
- Template dimensions: 25¾ x 21¼" DOUBLE WELL / 12⅞ x 21¼" SINGLE WELL



**CW5052**



**CW5126**

Item #	Description	Min Order
TEMPLATES—ALUMINUM, FINISHED OR COATED		
CW5052_	Fits (4) CW1500 or (4) CW1520 & (1) CW1510 or (1) CW1530	1 ea
CW5126_	Fits (6) CW1670	1 ea

Circle Swirl pattern not available

# PROFESSIONAL BAKEWARE



## FITS ITEMS



**a. CW1500**



**b. CW1510**




**c. CW1520**

# COUNTRY KITCHEN COLLECTION™



## COLD FOOD TEMPLATES

- Templates designed to fit within NSF-7 cold wells
- Enables you to keep food within the recommended safe zone
- Ideal solution for when you need to lower the serving vessels below the air curtain
- Template dimensions: 12⅞ x 21¼" SINGLE WELL



**CW5056**



**CW5054**

Item #	Description	Min Order
TEMPLATES—ALUMINUM, FINISHED OR COATED		
f. CW5056_	Fits (6) CW1500 or (6) CW1520	1 ea
CW5054_	Fits (3) CW1510 or (3) CW1530	1 ea

Circle Swirl pattern not available



TO ORDER THIS TEMPLATE:  
**CW5056** **BK**  
ITEM NUMBER FINISH

**d. CW1530**



**e. CW1670**

ALL COLD FOOD TEMPLATES ARE AVAILABLE IN 17 COLORS OR 2 ALUMINUM FINISHES

**COLORS**  
DURACOAT™  
CAST COATINGS  
FOR COLD FOOD HOLDING ONLY  
COLOR SWATCHES ON PAGE 21

**FINISHES**  
ALUMINUM  
FINISHES  
FOR HOT / COLD FOOD HOLDING  
FINISH OPTIONS ON PAGE 37



# Hot stuff

## TRI-PLY STAINLESS STEEL HOT FOOD TEMPLATES



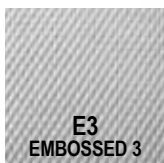
### TEMPLATE DIMENSIONS

Standard Size: 13½ x 21⅝"

Fits Well Size: 11⅞ x 19⅞"

**25**  
Template  
Options

**6**  
Finish  
Options



**FINISHES**  
STAINLESS STEEL  
FINISHES  
FOR HOT COOK AND SERVE  
SIX FINISH OPTIONS ABOVE

Enhance the appearance of your buffet with our easy-to-clean templates. Our templates help save energy by trapping the heat from raising above the pan. Accommodates temperatures up to 450°F, to keep food hot longer. Made to order<sup>†</sup> in the USA to fit standard 12 x 20" wells, our templates are precision cut to fit our tri-ply cookware. We can provide AutoCAD support to customize templates to fit standard size wells and your existing cookware and serveware. We also offer six surface textures (shown left) to help create a unique buffet experience, while helping to reduce fingerprints and camouflage dings, dents and spills.


<sup>†</sup>Templates and tiles are not stock items. They are made to order and non-refundable.

## FINISH FOLLOWS FUNCTION

We have over 30 standard templates to choose from or we can work with you to provide CAD drawings engineered to ensure our templates are precisely constructed to fit your needs.

Pick the template that suits your service, pick the finish that suits your style and we'll deliver well-dressed results!

Which template finish would you pick for our **TRI-PLY GRILL PAN** (#CW7020)?



TO ORDER THIS TEMPLATE:  
**CW1032 RSS**  
ITEM NUMBER FINISH

TO ORDER THIS TEMPLATE:  
**CW1032 CSS**  
ITEM NUMBER FINISH


TO ORDER THIS TEMPLATE:  
**CW1032 E2**  
ITEM NUMBER FINISH




# TRI-PLY STAINLESS STEEL HOT FOOD TEMPLATES



STANDARD SIZE: 13½ x 21⅝" FOR SINGLE WELL



CW1020 CW1022 CW1024 CW1026 CW1028 CW1030




CW1032 CW1034 CW1036 CW1038 CW1040 CW1042

Item	Description	Min Order
STAINLESS STEEL		
CW1020_	Fits (4) CW2052 & (1) CW7000	1 ea
CW1022_	Fits (5) CW2052	1 ea
CW1024_	Fits (2) CW2052 & (2) CW7000	1 ea
CW1026_	Fits (2) CW2052 & (1) CW7010	1 ea
CW1028_	Fits (2) CW2052 & (1) CW7012	1 ea
CW1030_	Fits (1) CW2052 & (1) CW7000, (1) CW7010	1 ea
CW1032_	Fits (1) CW7020	1 ea
CW1034_	Fits (1) CW7014	1 ea
CW1036_	Fits (2) CW2030	1 ea
CW1038_	Fits (1) CW2032	1 ea
CW1040_	Fits (2) CW2042	1 ea
CW1042_	Fits (1) CW2044	1 ea

# TRI-PLY STAINLESS STEEL HOT FOOD TEMPLATES



STANDARD SIZE: 13½ x 21⅝" FOR SINGLE WELL



CW1044 CW1046 CW1048

Item	Description	Min Order
STAINLESS STEEL		
CW1044_	Template, Fits (1) CW7004 & (1) CW7006	1 ea
CW1046_	Template, Fits (1) CW7002 & (1) CW7004	1 ea
CW1048_	Template, Fits (1) CW7012 & (1) CW7002	1 ea

TO ORDER TEMPLATES:  
**CW1044** **RSS**  
ITEM NUMBER FINISH

# PROFESSIONAL BAKEWARE



FITS ITEMS



a. CW2052



c. CW7010



b. CW7000



d. CW7012



e. CW2032



f. CW2030



g. CW7020



h. CW7014



i. CW2044



j. CW2042

FITS ITEMS



k. CW7012



l. CW7004



m. CW7002



n. CW7006



STAINLESS STEEL OPTIONS  
SEE PAGE 40 FOR DETAILS



PROFESSIONAL  
BAKEWARE




**FAQ:**  
Is the silicone removable on the Tri-Ply Serveware Templates?

The silicone gaskets on the Tri-Ply Serveware Templates can be removed for cleaning.



Silicone gaskets help hold pans securely in place without risk of damage to pan's exterior finish



TO ORDER TEMPLATES:  
**CW1102** **CSS**  
ITEM NUMBER FINISH



**TRI-PLY  
SERVEWARE TEMPLATES**



- Standard size: 13½ x 21⅝" to fit well size: 11⅞ x 19⅞"
- Features silicone gaskets around cut-outs to prevent damage to pans
- Custom templates can be ordered to fit your requirements

Item	Description	Min Order
<b>TRI-PLY SERVEWARE TEMPLATES—STAINLESS STEEL, 12 GAUGE</b>		
a.	CW1102_ Template for Full Size Pans Fits (1) 123504 or 123503	1 ea
b.	CW1104_ Template for Half Size Pans Fits (2) 123508 or 123507	1 ea
c.	CW1106_ Template for Full Long Pans Fits (2) 123506 or 123505	1 ea
d.	CW1108_ Template for Third Size Pans Fits (3) 123509 or 123510	1 ea
e.	CW1110_ Template for Fourth Size Pans Fits (4) 123511 or 123512	1 ea
f.	CW1112_ Template for Sixth Size Pans Fits (6) 123513 or 123514	1 ea

**FINISHES**  
**STAINLESS STEEL FINISHES**  
FOR HOT COOK AND SERVE  
THREE FINISH OPTIONS SHOWN





Since these covers will be built to your steam wells exact dimensions, each one will align perfectly to the next. No gaps means one continuous serving surface; making it even easier to display and to keep clean.

## HOT WELL COVERS



- Bring modern style and presentation to your hot food buffet
- Perfect solution for restriction-free serving quantities
- Strong, durable and lightweight construction
- Available in various surface finishes and custom sizes
- The aluminum surface will transfer heat evenly to your food to help maintain proper holding temperature
- Templates are designed to cover industry standard 12 x 20" steam wells
- Plates are welded with legs underneath to fit within the well cavity to hold them in place
- Custom size covers are available
- To ensure a proper fit, well dimensions and drawings are required, contact your TableCraft rep for details
- Stainless Steel covers are available in Brushed (BRS), Circle Swirl (CSS) or Random Swirl (RSS) finishes as well as Embossed Finishes (E1, E2 and E3)

Item	Description	Min Order
<b>WAVE PATTERN – ¼" ALUMINUM</b>		
a.	CW6420WV Full Size, 13½ x 21⅝"	1 ea
	CW6422WV Half Size, 13½ x 10⅝"	1 ea
	CW6424WV Half Long Size, 6⅝ x 21⅝"	1 ea
b.	CW6426WV Third Size, 13½ x 6⅝"	1 ea
<b>CONTEMPORARY PATTERN – ¼" ALUMINUM</b>		
c.	CW6420 Full Size, 13½ x 21⅝"	1 ea
	CW6422 Half Size, 13½ x 10⅝"	1 ea
d.	CW6424 Half Long Size, 6⅝x 21⅝"	1 ea
	CW6426 Third Size, 13½ x 6⅝"	1 ea
<b>STAINLESS STEEL</b>		
e.	CW690_ Full Size Template, 21⅝ x 13½", (Fits Well Size 19⅝ x 11⅝")	1 ea
	CW692_ Double Size Template, 27 x 21⅝"	1 ea

Covers are manufactured and shipped from Willis, Texas



TO ORDER TEMPLATES:

**CW690** **BRS**  
ITEM NUMBER FINISH



**STAINLESS STEEL FINISHES**  
SEE PAGE 40 FINISH OPTIONS

PROFESSIONAL  
BAKEWARE



**DURACOAT™  
CAST COATINGS**  
FOR ANGLED RISER CWARDG01 ONLY  
COLOR SWATCHES ON PAGE 21

## ANGLED RISERS

- Elevates bowls for a dynamic and easily accessible serving line
- Made to fit standard wells



Item	Description	Min Order
<b>STAINLESS STEEL</b>		

CW900	Full, Vertical, 13¾ x 21½, 1½" Hgt. Front, 2½" Hgt. Back	1 ea
a. CW900H	Full, Horizontal, 21½ x 13¾, 1.½" Hgt. Front, 2½" Hgt. Back	1 ea

Available in Gurnee, IL 60031 & Willis, TX 77378

Item	Description	Min Order
<b>CAST ALUMINUM</b>		

b. CWARDG01_	Full, Vertical 13¾ x 21½", 1" Hgt. Front, 2¼" Hgt. Back	1 ea
--------------	---	------

†Natural Finish are Hand Wash Only



c



d



e



f

## VERSA-TILE CARVING STATION TEMPLATES™

- Stylish presentation for a variety of meats
- Durable, heat resistant (350°F) and detachable
- Perforated option available, for use with steam or water pan to trap juices for easier clean-up
- Made from NSF approved material



Item #	Description	Min Order
<b>BLACK-RICHLITE</b>		

CW6434BK	Solid, Double-27 x 21½ x 1½"	1 ea
----------	------------------------------	------

CW6436BK	Perforated, Double-27 x 21½ x 1½"	1 ea
----------	-----------------------------------	------

c. CW6430BK	Solid, Single-21½ x 13½ x 1½"	1 ea
-------------	-------------------------------	------

d. CW6432BK	Perforated, Single-21½ x 13½ x 1½"	1 ea
-------------	------------------------------------	------

**NATURAL-RICHLITE**

CW6434N	Solid, Double-27 x 21½ x 1½"	1 ea
---------	------------------------------	------

CW6436N	Perforated, Double-27 x 21½ x 1½"	1 ea
---------	-----------------------------------	------

e. CW6430N	Solid, Single-21½ x 13½ x 1½"	1 ea
------------	-------------------------------	------

f. CW6432N	Perforated, Single-21½ x 13½ x 1½"	1 ea
------------	------------------------------------	------

# SOUP CROCKS

- Color Coating available for low heat temperature presentation only
- Only color coated pieces are dishwasher safe



Item #	Description	Capacity	Min Order
<b>CAST ALUMINUM, NATURAL OR COLOR COATED</b>			
a. CW1312_	Bain Marie, Half, 5½ x 8½" (Fits Cut Out in Template, 10¼")	4½ qt	1 ea
CW1310_	Bain Marie, 11¼" dia x 8½" (Fits Cut Out in Template, 10¼")	11 qt	1 ea

†Natural Finish are Hand Wash Only



a

Only color coated pieces are dishwasher safe

# TABLETOP SERVERS

- Keep food at its ideal serving temperature longer
- Suitable for both hot and cold holding
- Color Coating available for presentation only
- Only color coated pieces are dishwasher safe



Item #	Description	Capacity	Min Order
<b>CAST ALUMINUM, NATURAL OR COLOR COATED</b>			
b. CW4044_	Oval Mini Server, 7½ x 4 x 1½"	8 oz	1 ea
c. CW1980_	Skillet, 6½" dia x 1½"	12 oz	1 ea
d. CW1960_	1½" Open Handle Skillet, 11 x 8¾ x 1¾"	16 oz	1 ea
e. CW4212_	Rectangular Tray, 7½ x 5½"	_	1 ea

†Natural Finish are Hand Wash Only



b



c

TO ORDER THIS ITEM:

**CW1960 N**  
ITEM NUMBER FINISH



d

Long-lasting and durable solutions

# PIZZA PANS

- All pans feature small "helper handle" for ease of use
- For Natural finish add "N" (see example on the right) and Color Coating add code from PAGE 21 after item number
- Color Coatings for presentation (food holding) only, not cooking or baking
- Only color coated pieces are dishwasher safe



Item #	Description	Min Order
<b>PIZZA PANS—CAST ALUMINUM, NATURAL OR COLOR COATED</b>		
f. CW4130_	10" dia (10 x 16 ¾" with handles)	1 ea
CW4120_	12" dia (12 x 18 ¾" with handles)	1 ea
CW4110_	14¼" dia (14¼ x 21" with handles)	1 ea
CW4100_	16" dia (16 x 23" with handles)	1 ea

†Natural Finish are Hand Wash Only



e



f

TO ORDER THIS ITEM:

**CW4130 W**  
ITEM NUMBER FINISH



**DURACOAT™**  
**CAST COATINGS**

FOR COLD FOOD HOLDING ONLY  
COLOR SWATCHES ON PAGE 21



# Ready, set action station!

TableCraft's Action Stations create the perfect made-to-order destination. Ideal for omelet or crepe stations. Get creative and use it as a taco, pasta bar or stir-fry station. Each unit features a drop-in electric induction cooktop: (1) for each single station and (2) cooktops for a double station. Each single and double station also includes (2) half long cooling plates.

## COUNTERTOP KIT INCLUDES:

- Induction Countertop Station (CW40199\*)
- Drop-In Electric Induction Cooktop (CW40196)
- (2) Half Long Cooling Plates (CW60103)
- Bowls not included, See Page 24 for options



**DROP-IN INDUCTION COOKTOP**  
(1800W/120V/15A)

**CONTROL PANEL**  
Safely & easily control temperatures

**ADD DURACOAT™ COATED CAST ALUMINUM BOWLS**  
Keeps ingredients colder longer

**COOLING PLATES**  
Keeps ingredients colder longer



Fits a combination of the following Contemporary Collection Cast Aluminum Bowls\*: (4 ea) #CW4024, (2 ea) #CW4026 (sold separately)

## SINGLE INDUCTION COUNTERTOP KIT



- Electrical specifications: 1800 Watts / 120 Volts / 15 Amps
- Choose finish and coating

### FINISHES



\*BRA Brushed   \*RSA Random Swirl   \*TCL Translucent Clear   \*TCP Translucent Copper   \*TBK Translucent Black

### COATINGS

Item #	Description	Min Order
<b>ACTION STATION SINGLE COUNTERTOP KIT-ALUMINUM FINISH OR COATING</b>		
a. CWACTION1_	Brushed Kit, 31% x 25¼ x 6"	1 ea
<b>REPLACEMENT PARTS &amp; ACCESSORIES</b>		
CW40199BRA_	Induction Countertop Action Station, Brushed Aluminum Finish, 31% x 25¼ x 6"	1 ea

## COUNTERTOP STATION INCLUDES:

- Induction Countertop Station (CW40199\*)
- Drop-In Electric Induction Cooktop (CW40196)
- Chafer not included, see page 53 for options



Chafer not included

**DROP-IN INDUCTION COOKTOP**  
(1800W/120V/15A)

**CONTROL PANEL**  
Safely & easily control temperatures

## SINGLE INDUCTION COUNTERTOP STATION



Stylish and perfectly proportioned for smaller spaces. Can be used with an induction chafer or as a cooktop. Fully portable for indoor and outdoor events.

- Electrical specifications: 1800 Watts / 120 Volts / 15 Amps
- Choose finish

Item	Description	Min Order
<b>ACTION STATION SINGLE COUNTERTOP STATION-ALUMINUM FINISHES ONLY</b>		
CW40201_	Includes Induction Countertop Station (CW40198) and Drop-In Electric Induction Cooktop (CW40196), 25 x 22 x 5" with 2¾" Bracket	1 ea
<b>REPLACEMENT PARTS &amp; ACCESSORIES</b>		
CW40198BRA	Induction Chafer Countertop Station, Brushed Aluminum Finish, 25 x 22 x 5", Overall Height 7¾" (CW40201)	1 ea
CW40199RSA	Induction Chafer Countertop Station, Random Swirl Aluminum Finish, 25 x 22 x 5", Overall Height 7¾" (CW40201)	1 ea



Fits a combination of the following Contemporary Collection Cast Aluminum Bowls\*:  
(4 ea) #CW4024, (2 ea) #CW4026 (sold separately)



## ACTION STATIONS DUAL INDUCTION COUNTERTOP KITS



- Electrical specifications: 1800 Watts / 120 Volts / 15 Amps
- Choose finish and coating
- Bowls sold separate see below for options

DUAL STATION KIT INCLUDES:

- Induction Countertop Station (CW40200\*)
- (2) Drop-In Electric Induction Cooktops (CW4019)
- (2) Half Long Cooling Plates (CW60103)
- Bowls not included, see configuration options below

Item #	Description	Min Order
	ACTION STATION DOUBLE COUNTERTOP KIT-ALUMINUM FINISH OR COATING	
a. CWACTION2_	Brushed Double Kit, 47% x 25¼ x 6"	1 ea
	REPLACEMENT PARTS & ACCESSORIES	
CW40200BRA_	Double Induction Action Station, Brushed Aluminum Finish, 47% x 25¼ x 6"	1 ea

FOR SINGLE & DOUBLE:

STATION FINISHES



\*BRA  
Brushed

\*RSA  
Random Swirl

TO ORDER ACTION STATIONS

**CWACTION(1/2) BRA**  
ITEM NUMBER FINISH

STATION COATINGS



\*TCL  
Translucent  
Clear

\*TCP  
Translucent  
Copper

\*TBK  
Translucent  
Black

TO ORDER BRUSHED WITH COATING:

**CWACTION(1/2) BRA TBK**  
ITEM NUMBER FINISH COATING

TO ORDER RANDOM SWIRL WITH COATING:

**CWACTION(1/2) RSA TBK**  
ITEM NUMBER FINISH COATING

## ACTION STATION FEATURES & BENEFITS



- Size and shape are designed to fit on portable catering tables at only 25¼" front-to-back
- Cooling plates (included) and cast aluminum bowls (sold separately) must be stored in freezer prior to use to ensure longest proper holding temperature
- Induction cooktops only work with induction-ready cookware
- Induction cooktop electrical specifications: 1800 Watts / 120 Volts / 15 Amps
- Choose finish and coating
- Custom sizes and shapes available, contact your TableCraft rep for details

## CONTEMPORARY COLLECTION™ CAST ALUMINUM BOWLS NATURAL OR WITH DURACOAT™




Bowls are sold separately. Choose any combination up to 8 bowls, from list below.\*\*

Item	Description	Capacity	Min Order
b. CW4024_	Contemporary Collection™, Straight-Sided Bowl, 5 x 5 x 3"	1 qt	1 ea
c. CW4012_	Contemporary Collection™, Straight-Sided Bowl, 4¾ x 4¾ x 6"	1½ qt	1 ea

\*Choose Natural or Coated Finish, see Page 21 for color options.

\*\*See these and additional Contemporary Collection™ Cast Aluminum bowls on page 26.



**DURACOAT™  
CAST COATINGS**

FOR COLD FOOD HOLDING ONLY  
COLOR SWATCHES ON PAGE 21

# MODULAR ACTION STATIONS

Our Modular Action Stations allow you to add multiple cooking stations and cooling plates where you need them, using less space and creating maximum flexibility.

# Creating the system **you** need, **where** you need it.



**SINGLE BUTANE ACTION STATION**  
 #CWACTION6BRATBK (shown on the right)  
 Overall size: 14¼ x 26"  
 Includes (1 ea) CW60101 Cooling Plate  
 Note: 123463 Butane Stoves (sold separately)  
 Fits a combination of the following Contemporary Collection Cast Aluminum Bowls\*:  
 (4 ea) #CW4024, (2 ea) #CW4026, (1 ea) #CW4004 (sold separately)

**DOUBLE BUTANE ACTION STATION**  
 #CWACTION5BRATBK (shown above)  
 Overall size: 14¼ x 55"  
 Includes (2) ea CW60101 Cooling Plates.  
 Note: 123463 Butane Stoves (sold separately)  
 Fits a combination of the following Contemporary Collection Cast Aluminum Bowls\*:  
 (8 ea) #CW4024, (4 ea) #CW4026, (2 ea) #CW4004 (also sold separately)



## MODULAR BUTANE STATIONS



### PORTABLE BUTANE STOVE

Item #	Description	Min Order
<b>ACTION STATION SINGLE COUNTERTOP KIT—ALUMINUM, FINISH OR COATING</b>		
a.	CWACTION5_ Double Butane Action, 14¼ x 55 x 5¾"	1 ea
b.	CWACTION6_ Single Butane Action, 14¼ x 26 x 5¾"	1 ea
<b>REPLACEMENT PARTS &amp; ACCESSORIES</b>		
c.	123463 Professional Portable Butane Stove, 15,000 BTU, Includes Carrying Case, 11½ x 13½ x 5" (Fits CWACTION5, CWACTION6) Dual stocked, ships from Willis, TX or Gurnee, IL	1 ea

\*Choose finish and coating.



#### FOR SINGLE & DOUBLE: STATION FINISHES



\*BRA Brushed      \*RSA Random Swirl

#### TO ORDER RANDOM SWIRL OR BRUSHED WITH COATING: STATION COATINGS



\*TCL Translucent Clear      \*TCP Translucent Copper      \*TBK Translucent Black

TO ORDER ACTION STATIONS  
**CWACTION(5/6)** **BRA**  
ITEM NUMBER FINISH

**CWACTION(5/6)BRA** **TBK**  
ITEM NUMBER COATING

# Build to **serve**


Creating your own work station is as easy as 1-2-3 or more!



Scan code to view our website



Induction Cooktop pairs well with our Tri-Ply Round Fry Pans, see page 44.



a

### FULL SIZE COOLING STATION

#CW40210BRATBK (shown)  
Overall size: 14¾ x 25¼ x 5¾"  
Includes (1 ea) CW60100 Cooling Plate  
Fits a combination of the following Contemporary Collection Cast Aluminum Bowls\*: (8 ea) #CW4024, (2 ea) #CW4004, (4 ea) #CW4026, (1 ea) #CW4032 (sold separately)



b

### INDUCTION ACTION STATION

#CWACTION7BRATBK (shown)  
Overall size: 14¼ x 25¼ x 5¾"  
Includes (1 ea) CW40196 Induction Drop-In Cooktop (1800W/120V/15A)



c

### HALF LONG COOLING STATION

#CW40212BRATBK (shown)  
Overall size: 8½ x 25¼ x 5¾"  
Includes (1 ea) CW60103 Cooling Plate  
Fits a combination of the following Contemporary Collection Cast Aluminum Bowls\*: (4 ea) #CW4024, (2 ea) #CW4026 (sold separately)



d

### HALF SIZE COOLING STATION

#CW40214BRATBK (shown)  
Overall size: 12¼ x 14¼ x 5¾"  
Includes (1 ea) CW60101 Cooling Plate  
Fits a combination of the following Contemporary Collection Cast Aluminum Bowls\*: (4 ea) #CW4024, (2 ea) #CW4026, (1 ea) #CW4004 (sold separately)

## MODULAR STATIONS INDUCTION AND COOLING



Item #	Description	Min Order
ACTION STATIONS, MODULAR-ALUMINUM, FINISH OR COATING		
a. CW40210_	Full Size Cooling Station, 14¾ x 25¼ x 5¾"	1 ea
b. CWACTION7_	Induction Station, 14¼ x 25¼ x 5¾"	1 ea
c. CW40212_	Half Long Cooling Station, 8½ x 25¼ x 5¾"	1 ea
d. CW40214_	Half Size Cooling Station, 12¼ x 14¼ x 5¾"	1 ea

\*Choose finish and coating.

## CONTEMPORARY COLLECTION™ CAST ALUMINUM BOWLS

NATURAL OR WITH DURACOAT™



Bowls are sold separately. Choose any combination up to 8 bowls, from list below.\*\*

Item	Description	Capacity	Min Order
e. CW4024_	Square Bowl, 5 x 5 x 3"	1 qt	1 ea
f. CW4026_	Rectangular Bowl, 10 x 5 x 3"	2 qt	1 ea

\*Choose natural or coated finish, See Page 21 for color options.

\*\*See additional Contemporary Collection™ Cast Aluminum Bowls on page 26.



e



f





EASY TO ASSEMBLE



Need a  
**CUSTOM  
SIZE OR CUT-OUT?**  
Call your TableCraft  
sales rep for details  
and quotation

CUSTOMIZATIONS AVAILABLE

## STANDARD SAFETY SHIELDS FOR COUNTERTOPS



Keep your employees and your patrons safe with our acrylic Freestanding Countertop Safety Shields.

- Perfect for counter service, Point of Sale counters, pick-up and take-out service or host stations
- 1/4" acrylic provides excellent clarity, cleanability and durability
- No extra hardware or assembly required

## SAFETY SHIELDS W/ PASS THRU FOR COUNTERTOPS

Contact your TableCraft Rep to help create your vision of safety for your establishment.

- Same great features and benefits as our standard countertop shields; customized to your specifications
- All customized shields (with pass through windows, special sizes or shapes) will be manufactured and shipped from our Willis, TX facility



Item #	Description	Min Order
<b>COUNTERTOP SAFETY SHIELD, STOCKED IN GURNEE</b>		
	CWA24 Shield, 24 x 7 $\frac{1}{2}$ x 32", (1/4" Thickness), Acrylic	1 ea
a.	CWA30 Shield, 30 x 7 $\frac{1}{2}$ x 32", (1/4" Thickness), Acrylic	1 ea
	CWA36 Shield, 36 x 7 $\frac{1}{2}$ x 32", (1/4" Thickness), Acrylic	1 ea
<b>COUNTERTOP SAFETY SHIELD, MADE IN WILLIS, TX</b>		
	CWACR24 Shield, 24 x 9 $\frac{3}{8}$ x 30", (1/4" Thickness), Acrylic	1 ea
	CWACR30 Shield, 30 x 9 $\frac{3}{8}$ x 30", (1/4" Thickness), Acrylic	1 ea
	CWACR36 Shield, 36 x 9 $\frac{3}{8}$ x 30", (1/4" Thickness), Acrylic	1 ea
<b>COUNTERTOP SAFETY SHIELD W/ PASS THROUGH, MADE IN WILLIS, TX</b>		
b.	CWACR24-PT Shield w/Pass Through, 24 x 9 $\frac{3}{8}$ x 30", (1/4" Thickness), Acrylic	1 ea
	CWACR30-PT Shield w/Pass Through, 30 x 9 $\frac{3}{8}$ x 30", (1/4" Thickness), Acrylic	1 ea
c.	CWACR36-PT Shield /Pass Through, 36 x 9 $\frac{3}{8}$ x 30", (1/4" Thickness), Acrylic	1 ea

Standard countertop shields are stocked and shipped from Gurnee, IL. Pass through and custom styles and sizes available from Willis, TX. Contact your TableCraft Rep for a quote.

# SAFETY SHIELDS WITH FRAMES FOR ACTION STATIONS



Shields (shown below) feature a metal frame with an acrylic shell to provide added stability and increased durability.

- Can be disassembled for cleaning
- Integrated venting helps keep induction cook-top cool during use
- Frame available in black or random swirl pattern



Our **Safety Shields** are designed to promote **social distancing** and **safer food practices** without compromising the **customer experience**.



Both shield options feature integrated vents to allow air to circulate freely to keep butane stove or induction cooktop fans cool.



# SAFETY SHIELD PARTITIONS FOR ACTION STATIONS




Our simple acrylic shields (shown to the left) can be used to protect servers and patrons during cooking and serving.

- Lightweight, easy to assemble and disassemble
- Light assembly, no hardware required
- Integrated venting helps keep induction cook-top cool during use
- Can also be used with other modular action station units such as single butane station (CWACTION6\_) see product on page 58

The CWACTION2SHIELD works with the Double Butane Station (CWACTION5) shown above or other modular Action Station items. Made to order tabletops are also available in Stainless Steel and Aluminum, see pages 62-63 for details.

Two Frame  
Finish Options



Item #	Description	Min Order
<b>SAFETY SHIELDS FOR SINGLE ACTION STATIONS</b>		
a.	CWACT1FSHIELD Single Action Station Shield with Metal Frame, 35½ x 13¼ x 32" (¼" Thickness)	1 ea
b.	CWACT2FSHIELD Double Action Station Shield with Metal Frame, 50½ x 13¼ x 32" (¼" Thickness)	1 ea
	CWACT1SHIELD Single Action Station Shield Partition, 39½ x 9" x 30" (¼" Thickness)	1 ea
c.	CWACT2SHIELD Double Action Station Shield, 54¾ x 9" x 30" (¼" Thickness)	1 ea

Custom styles and sizes available. Contact your TableCraft Rep for a quote.



Shown with Random Swirl Finish (CW22237RSS)

Reinforced Welded Corners

# Set the **table**

An eye-catching way to dress up banquet, bar or dining tables. From heavy-duty Stainless Steel to lightweight aluminum, standard sizes to unique shapes; we have a cover to top your table and add style to your buffet service.



Tablecloth not available



## RECTANGULAR TABLETOP COVERS 20 GAUGE STAINLESS STEEL

- Two-piece design for added flexibility
- Choice of two sizes—6' or 8' in a variety of finishes

Item	Description	Min Order
20 GAUGE STAINLESS STEEL		
CW22235_	30 x 72 x 2¾, (2-piece), Fits 6' table	1 ea
CW22237_	30 x 96 x 2¾, (2-piece), Fits 8' table	1 ea

\*Choose finish and coating

### STAINLESS STEEL FINISHES



\*BRS  
Brushed      \*CSS  
Circle Swirl      \*RSS  
Random Swirl

TO ORDER TABLETOP COVERS:  
**CW22235** **BRS**  
ITEM NUMBER FINISH

# SQUARE & RECTANGULAR TABLETOP COVERS



## 13 GAUGE ALUMINUM

- Lightweight and easy to clean for a more convenient set-up and tear-down
- Two-piece tabletop covers for added flexibility
- Available in a variety of finishes



Item #	Description	Min Order
<b>RECTANGULAR TABLETOPS—13 GAUGE ALUMINUM, FINISHED OR COATED</b>		
a. CWAL2430_	24 x 30 x 2¾", (1-piece)	1 ea
CWAL2448_	24 x 48 x 2¾", (1-piece)	1 ea
CWAL2472_	24 x 72 x 2¾", (2-piece), fits 6' table	1 ea
CWAL2496_	24 x 96 x 2¾", (2-piece), fits 8' table	1 ea
CWAL3048_	30 x 48 x 2¾", (1-piece), fits 4' table	1 ea
CWAL6_	30 x 72 x 2¾", (2-piece), fits 6' table	1 ea
CWAL61_	30 x 72 x 2¾", (1-piece), fits 6' table	1 ea
CWAL8_	30 x 96 x 2¾", (2-piece), fits 8' table	1 ea
CWAL81_	30 x 96 x 2¾", (1-piece), fits 8' table	1 ea
<b>SQUARE TABLETOPS—13 GAUGE ALUMINUM, FINISHED OR COATED</b>		
b. CWAL2424_	24 x 24 x 2¾", (1-piece)	1 ea
CWAL3030_	30 x 30 x 2¾", (1-piece)	1 ea
CWAL3636_	36 x 36 x 2¾", (1-piece)	1 ea

\*Choose finish and coating, where applicable



# ROUND TABLETOP COVERS



## 11 GAUGE ALUMINUM

- Lightweight and easy to clean for a more convenient set-up and tear-down

Item #	Description	Min Order
<b>ROUND TABLETOPS—11 GAUGE ALUMINUM, FINISHED OR COATED</b>		
c. CWALC24_	24" dia x 1"	1 ea
CWALC3_	30" dia x 1"	1 ea
CWALC36_	36" dia x 1"	1 ea

\*Choose finish and coating, where applicable

### TABLETOP FINISHES



\*BRA Brushed \*RSA Random Swirl

### TO ORDER TABLETOPS:

**CWAL6 BRA**  
ITEM NUMBER FINISH

### TABLETOP COATINGS



\*TCL Translucent Clear \*TCP Translucent Copper \*TBK Translucent Black

### TO ORDER TABLETOP WITH FINISH AND COATING:

**CWAL6 BRA TCL**  
ITEM NUMBER FINISH COATING



# SERPENTINE TABLETOP COVERS



## 11 GAUGE ALUMINUM

- Lightweight and easy to clean for a more convenient set-up and tear-down
- Two-piece designed tabletop covers for added flexibility

Item #	Description	Min Order/ Case Pack
<b>SERPENTINE TABLETOPS—11 GAUGE ALUMINUM, FINISHED OR COATED</b>		
d. CWALS6_	47 x 72 x 1", (2-piece), fits 6' table	1 ea
CWALS8_	47 x 96 x 1", (2-piece), fits 8' table	1 ea

\*Choose finish and coating



Reservoir fits securely to tapered base, ensures stability and reduces risk of spillage

a



Slimline Dispensers' compact design saves valuable counter space

c




Touchless faucet (10626) will also fit single and double Slimline models



d



e



## SINGLE & SLIMLINE BEVERAGE DISPENSERS

With detachable reservoirs and quality Tomlinson® faucets, these beverage dispensers keep drink stations simple to clean, easy to refill and quick to serve. Graduated measurements displayed on the side of reservoir for efficient and consistent filling.



b




Item #	Description	Capacity	Min Order
<b>POLYPROPYLENE BEVERAGE DISPENSERS (7" FAUCET CLEARANCE)</b>			
a. 953	Single, 10 $\frac{1}{8}$ x 12 $\frac{1}{2}$ x 16 $\frac{3}{4}$ ", Black	3 Gal	1 ea
*H953	Single, 10 $\frac{1}{8}$ x 12 $\frac{1}{2}$ x 16 $\frac{3}{4}$ ", Black	3 Gal	2 ea
954	Single, 10 $\frac{1}{8}$ x 12 $\frac{1}{2}$ x 16 $\frac{3}{4}$ ", Brown	3 Gal	1 ea
b. 955	Single, 10 $\frac{1}{8}$ x 12 $\frac{1}{2}$ x 16 $\frac{3}{4}$ ", Yellow	3 Gal	1 ea
1053	Single, 10 $\frac{1}{8}$ x 12 $\frac{1}{2}$ x 22 $\frac{1}{4}$ ", Black	5 Gal	1 ea
c. 1054	Single, 10 $\frac{1}{8}$ x 12 $\frac{1}{2}$ x 22 $\frac{1}{4}$ ", Brown	5 Gal	1 ea
1055	Single, 10 $\frac{1}{8}$ x 12 $\frac{1}{2}$ x 22 $\frac{1}{4}$ ", Yellow	5 Gal	1 ea
<b>SLIMLINE POLYPROPYLENE BEVERAGE DISPENSERS (8<math>\frac{1}{4}</math>" FAUCET CLEARANCE)</b>			
d. 353DP	Single, 8 x 16 $\frac{1}{8}$ x 20 $\frac{1}{2}$ ", Black	3 Gal	1 ea
*H353DP	Single, 8 x 16 $\frac{1}{8}$ x 20 $\frac{1}{2}$ ", Black	3 Gal	2 ea
354DP	Single, 8 x 16 $\frac{1}{8}$ x 20 $\frac{1}{2}$ ", Brown	3 Gal	1 ea
356DP	Single, 8 x 16 $\frac{1}{8}$ x 20 $\frac{1}{2}$ ", Almond	3 Gal	1 ea
TW53DP	Double, 18 $\frac{1}{8}$ x 15 $\frac{3}{4}$ x 20 $\frac{1}{2}$ ", Black	(2) 3 Gal	1 ea
e. TW33DP	Double, 18 $\frac{1}{8}$ x 15 $\frac{3}{4}$ x 20 $\frac{1}{2}$ ", Almond	(2) 3 Gal	1 ea
TW54DP	Double, 18 $\frac{1}{8}$ x 15 $\frac{3}{4}$ x 20 $\frac{1}{2}$ ", Brown	(2) 3 Gal	1 ea
<b>REPLACEMENT PARTS &amp; ACCESSORIES, POLYPROPYLENE</b>			
953F	Standard Faucet Assembly, Black	-	1 ea
953FW	Standard Faucet Assembly, White	-	1 ea
852F	Heavy Duty Tomlinson® Faucet Assembly, Black	-	1 ea
1053WB	Reservoir for 1053, 1054 & 1055	5 Gal	1 ea
354WB	Reservoir for 353 & TW54 Dispensers	-	1 ea
953WB	Reservoir for 953, 954 & 955	3 Gal	1 ea
353B	Black Single Base for 353 Dispensers	-	1 ea
354B	Brown Base for 354 Dispensers	-	1 ea
356B	Almond Base for 356 Dispensers	-	1 ea
TW33B	Almond Base for TW33 Dispensers	-	1 ea
953B	Black Base for 953 & 1053	-	1 ea
954B	Brown Base for 954 & 1054	-	1 ea
955B	Yellow Base for 955 & 1055	-	1 ea
353C	Black Cover for 353 Dispensers	-	1 ea
354C	Brown Cover for 354 & TW54 Dispensers	-	1 ea
356C	Almond Cover for 356 & TW33 Dispensers	-	1 ea
953C	Black Cover for 953 & 1053	-	1 ea
954C	Brown Cover for 954 & 1054	-	1 ea
955C	Yellow Cover for 955 & 1055	-	1 ea
DP4	Brown Drip Tray for 354 & TW54	-	1 ea
DP53	Black Drip Tray for 353	-	1 ea
DP6	Almond Drip Tray for 353DP, TW33DP, TW54DP	-	1 ea

\*Available as Cash & Carry



a / b



c

## OVAL BASKETS

- Heat lamp and microwave safe up to 150°F
- Dishwasher safe, top rack





# The classic plastic serving basket

Item #	Description	Min Order
<b>CLASSIC OVAL BASKETS – HIGH DENSITY POLYETHYLENE, 9% x 6% x 1 1/2"</b>		
1074BK	Black	36 ea
1074BL	Royal Blue	36 ea
1074BR	Brown	36 ea
1074FG	Forest Green	36 ea
1074G	Green	36 ea
a. 1074R	Red	36 ea
1074Y	Yellow	36 ea
*C1074_	Pack of 12, Single Color Pack Options (*BK,R,BR,FG,G,Y)	3 pk
<b>JUMBO OVAL BASKETS– POLYPROPYLENE, 11 3/4 x 9 x 1 1/2"</b>		
b. 1084BK	Black	36 ea
1084FG	Forest Green	36 ea
1084R	Red	36 ea
*C1084_	Pack of 12, Single Color Pack Options (*BK,FG,R)	3 pk
<b>CHICAGO PLATTER OVAL BASKETS – POLYPROPYLENE, 10% x 7 1/4 x 1 1/2"</b>		
1076BK	Black	36 ea
1076BL	Royal Blue	36 ea
1076BR	Brown	36 ea
1076FG	Forest Green	36 ea
1076G	Green	36 ea
1076R	Red	36 ea
c. 1076Y	Yellow	36 ea
*C1076_	Pack of 12, Single Color Pack Options (*BK,R,BR,FG,G,Y)	3 pk

Item #	Description	Min Order
<b>SIDE ORDER OVAL BASKETS– HIGH DENSITY POLYETHYLENE, 8 x 5 3/8 x 2"</b>		
1071BK	Black	36 ea
1071BR	Brown	36 ea
d. 1071FG	Forest Green	36 ea
1071R	Red	36 ea
<b>TEXAS PLATTER OVAL BASKETS– POLYPROPYLENE, 12 3/4 x 9 1/2 x 1 1/2"</b>		
1086BK	Black	36 ea
1086FG	Forest Green	36 ea
e. 1086R	Red	36 ea
*C1086_	Pack of 12, Color Options (*BK,FG)	3 pk

\* Available as Cash & Carry





## BASKETS & PLATTERS

- Heat lamp and microwave safe up to 150°F
- Dishwasher safe, top rack



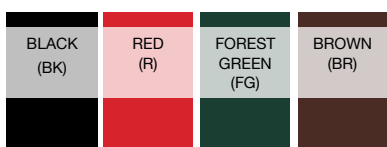
Item #	Description	Min Order
<b>A LA CARTE OVAL PLATTER BASKETS—POLYPROPYLENE, 9¼ x 6 x 1½"</b>		
a. 1073BK	Black	36 ea
1073FG	Forest Green	36 ea
1073R	Red	36 ea
<b>GRANDE RECTANGULAR PLATTER BASKETS—POLYPROPYLENE, 10¾ x 7¾ x 1½"</b>		
1077BK	Black	36 ea
b. 1077BR	Brown	36 ea
1077FG	Forest Green	36 ea
1077R	Red	36 ea
c. *C1077_	Pack of 12, Color Options (*BK,R)	3 pk
<b>MÁS GRANDE RECTANGULAR PLATTER BASKETS—POLYPROPYLENE, 11¾ x 8½ x 1½"</b>		
1079BK	Black	36 ea
1079FG	Forest Green	36 ea
1079R	Red	36 ea
*C1079_	Pack of 12, Color Options (*BK,R)	3 pk
<b>ROUND SERVING BASKETS — POLYPROPYLENE, 8" DIA x 2"</b>		
d. 1075BK	Black	36 ea
1075R	Red	36 ea
1075FG	Forest Green	36 ea

Item #	Description	Min Order
<b>ROUND DINER PLATTERS WITH BASE — POLYPROPYLENE</b>		
<b>9" DIA</b>		
e. 15759BK	Black, 9" dia x 1¼"	12 ea
15759R	Red, 9" dia x 1¼"	12 ea
<b>10½" DIA</b>		
157510BK	Black, 10½" dia x 2⅝"	12 ea
157510R	Red, 10½" dia x 2⅝"	12 ea
<b>12" DIA</b>		
157512BK	Black, 12" dia x 2⅝"	12 ea
<b>ROUND PLATTERS—POLYPROPYLENE</b>		
<b>9" DIA</b>		
13759BK	Black, 9" dia x 1¼"	12 ea
<b>12" DIA</b>		
f. 137512BK	Black, 12" dia x 1⅝"	12 ea

\* Available as Cash & Carry



Our baskets can also serve to safely hand off food or money in drive-thru or other contact-free situations





## SALT & PEPPER REFILLERS

• Faster refills saves on labor



Item #	Description	Capacity	Min Order
<b>SALT &amp; PEPPER REFILLERS-PLASTIC</b>			
a. 90P	Pepper Refiller, ½ gal	–	1 ea
b. 90S	Salt Refiller, ½ gal	–	1 ea
<b>REPLACEMENT PARTS &amp; ACCESSORIES</b>			
90PT	Top Only for 90P	–	1 ea
90ST	Top Only for 90S	–	1 ea

†Hand wash only



a / b



a

## WIDEMOUTH™ 53MM SQUEEZE BOTTLE

- Large opening for easy filling and cleaning
- Ideal option for fast preparation and service areas
- Features standard cone tip tops (2.8mm opening)
- Also fits wide tip tops (5mm opening)—sold separately



Mustard



Ketchup



Clear

a.

Item #	Description	Capacity	Min Order
LDPE BOTTLE, 53MM POLYPROPYLENE TOP			
10853C	Clear, Natural Top	8 oz	36 ea
*C10853C	Clear, Natural Top (6 per pack)	8 oz	12 pk
11253K	Ketchup, Red Top	12 oz	36 ea
11253M	Mustard, Yellow Top	12 oz	36 ea
11253C	Clear, Natural Top	12 oz	36 ea
11253C-1	Clear, Natural Top	12 oz	12 ea
*C11253K	Ketchup, Red Top (6 per pack)	12 oz	12 pk
*C11253C	Clear, Natural Top (6 per pack)	12 oz	12 pk
REPLACEMENT PARTS & ACCESSORIES			
53TC	53mm WideMouth™, Standard Cone Tip, Natural	—	12 ea
53TK	53mm WideMouth™, Standard Cone Tip, Red	—	12 ea
53TM	53mm WideMouth™, Standard Cone Tip, Yellow	—	12 ea
353TC	53 mm Wide Cone Tip, Natural	—	12 ea

CUSTOM IMPRINTING available, 3,024 piece minimum. Imprintable examples featured on pages 14-16. Contact your TableCraft Sales Rep for further information.

## WIDEMOUTH™ HIGH DENSITY 53MM SQUEEZE BOTTLE

- Great for use with low temp squeeze bottle warmers



b

Item #	Description	Capacity	Min Order
HDPE BOTTLE, 53MM POLYPROPYLENE TOP			
b. 11253CHD	High Density WideMouth™	12 oz	12 ea

# WIDEMOUTH™ 63MM SQUEEZE BOTTLE

- Feature standard cone tips (2.8mm opening)
- Large opening for easy filling and cleaning



Item #	Description	Capacity	Min Order
LDPE BOTTLE, 63MM POLYPROPYLENE TOP			
a. 11663K	Ketchup, Red Top	16 oz	24 ea
b. 11663M	Mustard, Yellow Top	16 oz	24 ea
c. 11663C	Clear, Natural Top	16 oz	24 ea
11663C-1	Clear, Natural Top	16 oz	12 ea
*C11663K	Ketchup, Red Top (6 per pack)	16 oz	8 pk
*C11663C	Clear, Natural Top (6 per pack)	16 oz	8 pk
12463K	Ketchup, Red Top	24 oz	12 ea
12463M	Mustard, Yellow Top	24 oz	12 ea
12463C	Clear, Natural Top	24 oz	12 ea
*C12463K	Ketchup, Red Top (6 per pack)	24 oz	8 pk
*C12463M	Mustard, Yellow Top (6 per pack)	24 oz	8 pk
*C12463C	Clear, Natural Top (6 per pack)	24 oz	8 pk
d. 3263C	Clear, Natural Top	32 oz	12 ea
*C3263C	Clear Natural Top (6 per pack)	32 oz	6 pk
REPLACEMENT PARTS & ACCESSORIES			
63TC	63mm WideMouth™, Standard Cone Tip, Natural	—	12 ea
63TK	63mm WideMouth™, Standard Cone Tip, Red	—	12 ea
63TM	63mm WideMouth™, Standard Cone Tip, Yellow	—	12 ea

CUSTOM IMPRINTING available, 3,024 piece minimum. Contact your TableCraft sales rep for a quote.



a / b



c



d

# WIDEMOUTH™ 63MM SQUEEZE BOTTLE

- Wide cone tip
- 4.2mm opening



Item #	Description	Capacity	Min Order
LDPE BOTTLE, 63MM POLYPROPYLENE TOP			
31763C	Clear, Natural Top	16 oz	24 ea
32563C	Clear, Natural Top	24 oz	12 ea
e. 23363C	Clear, Natural Top	32 oz	12 ea
REPLACEMENT PARTS & ACCESSORIES			
363TC	63mm WideMouth™, Wide Tip Natural	—	12 ea

e



# STANDARD SQUEEZE BOTTLES



# NOSTALGIA SQUEEZE BOTTLES


- Adds retro flair with the classic 50's graphic design
- Great for front-of-house service



# KETCHUP & MUSTARD SQUEEZE BOTTLES



CUSTOM IMPRINTING available, 3,024 piece minimum. Contact your TableCraft sales rep for a quote.



# FLIP TOP CAP SQUEEZE BOTTLES

- Flip-top cap offers a cleaner and fresher service solution
- Perfect for catering and take away service



Item #	Description	Capacity	Min Order
<b>STANDARD—CLEAR LDPE BOTTLE, 38MM POLYPROPYLENE TOP</b>			
108C	Standard Cone Tip, Natural Top	8 oz	72 ea
108C-1	Standard Cone Tip, Natural Top	8 oz	12 ea
108KC	Squeeze Bottle Red/Clear	8 oz	72 ea
*C108C	Standard Cone Tip (6 per pack)	8 oz	12 pk
a. 112C	Standard Cone Tip, Natural Top	12 oz	36 ea
112C-1	Standard Cone Tip, Natural Top	12 oz	12 ea
b. *C112C	Standard Cone Tip (6 per pack)	12 oz	12 pk
124C-1	Standard Cone Tip, Natural Top	24 oz	12 ea
325-1	Wide Cone Tip, Natural Top	24 oz	12 ea
32C	Standard Cone Tip, Natural Top	32 oz	12 ea
32K	Red Cone Tip	32 oz	12 ea
233C	Wide Cone Tip, Natural Top	32 oz	12 ea
<b>REPLACEMENT PARTS &amp; ACCESSORIES</b>			
c. 100TC	38mm Standard Cone Tip, Natural, 2.8mm Opening		12 ea
100TK	38mm Cone Tip Top, Red		12 ea
d. 300TC	38mm, Wide Cone Tip, Natural, 5mm Opening		12 ea
e. 3838	38mm, White Storage Cap for All 38mm Bottles		12 ea
C100T	Red Cap for All Standard Cone Tips		72 ea
<b>NOSTALGIA—LDPE BOTTLE, 38MM POLYPROPYLENE TOP</b>			
1112K	Red, Cone Tip, Red Top	12 oz	12 ea
1112M	Yellow, Cone Tip, Yellow Top	12 oz	12 ea
1112C	Natural, Cone Tip, Natural Top	12 oz	12 ea
f. *1112KMC	3 pc Set, (1) 1112K, (1) 1112M, (1) 1112C	(3) 12 oz	12 ea
<b>KETCHUP &amp; MUSTARD—LDPE BOTTLE, 38MM POLYPROPYLENE TOP</b>			
g. 112K	Ketchup, Cone Tip, Red Top	12 oz	36 ea
h. 112M	Mustard, Cone Tip, Yellow Top	12 oz	36 ea
112K-1	Ketchup, Cone Tip, Red Top	12 oz	12 ea
112M-1	Mustard, Cone Tip, Yellow Top	12 oz	12 ea
*C112K	Ketchup (6 per pack)	12 oz	12 pk
*C112M	Mustard (6 per pack)	12 oz	12 pk
*112KM	2 pc Set, (1) 112K, (1) 112M	(2) 12 oz	24 ea
<b>REPLACEMENT PARTS &amp; ACCESSORIES</b>			
100TM	38mm Cone Tip, Yellow	—	12 ea
<b>REPLACEMENT PARTS &amp; ACCESSORIES</b>			
C100T	Red Cap for All Standard Cone Tips	—	72 ea
<b>FLIP TOP CAP—LDPE BOTTLE, 38MM POLYPROPYLENE TOP</b>			
2108C-1	Clear Bottle, White Hinged Cap	8 oz	12 ea
2108C-6	Clear Bottle, White Hinged Cap (6 pk)	8 oz	72 ea
2112C-1	Clear Bottle, White Hinged Cap	12 oz	12 ea
2124C-1	Clear Bottle, White Hinged Cap	24 oz	12 ea
2132C	Clear Bottle, White Hinged Cap	32 oz	12 ea
<b>REPLACEMENT PARTS &amp; ACCESSORIES</b>			
200TC	38mm Replacement Hinged Cap, White		12 ea



US Patent No. D625,537S

View our video on our  
Film & Foil Dispensers:



Other replacement parts available; see table to the right

## KENKUT® 3 FILM OR FOIL DISPENSER

- Perfect for film and foil, holds 12-18" rolls up to 6" diameter (3,000 ft roll)
- Features both a slide cutter and metal safety blade
- Hygienic patented design, complies to HACCP and food code standards
- Stay-open lid for easy loading, reinforced durable hinge system, wall-mounting option and non-slip feet



Product support or video training visit: [www.kenkut.com](http://www.kenkut.com)

Item #	Description	Min Order
<b>KENKUT® DISPENSER-PLASTIC</b>		
a. KK3	Fits 12" - 18" Film / Foil Rolls 22 x 7 $\frac{5}{8}$ x 6 $\frac{1}{2}$ "	1 ea
<b>REPLACEMENT PARTS &amp; ACCESSORIES</b>		
KK3SRB	Film Slide Cutter Blade for KK3	1 ea
KK3SRB2	Film Slide Cutter Blade for KK3 (Pack of 2)	1 pk
RB2	Metal, Foil Cutter Blade, 18"	1 ea
KK3BSE	Base for KK3	1 ea
KK3CLP	Retaining Clips for KK3 Dowel Rod	1 ea
KK3CVR	Kenkut® Replacement Cover 22 x 6 $\frac{1}{8}$ x 2 $\frac{1}{4}$ " Acrylonitrile Butadiene Styrene (Plastic) For KK3	1 ea
KK3DL	Kenkut® Replacement Dowel Rod for KK3	1 ea
KK3FT	Kenkut® Feet For KK3, 1 x1 x .191", Rubber	4 ea

# KENKUT II™ FILM OR FOIL DISPENSER

- Perfect for dispensing film and foil, holds 24" rolls up to 6" diameter (3,000 ft. rolls)
- Features a metal safety blade
- A hygienic solution, complies to HACCP and food code standards
- Strong and durable featuring integrated handles, wall-mounting option and suction-cup feet
- Anti-static bar



a

Item #	Description	Min Order
<b>KENKUT II™ DISPENSER-PLASTIC</b>		
a. KK6	Fits 24" Film / Foil Rolls, 27 1/4 x 8 1/2 x 7 1/4"	1 ea
REPLACEMENT PARTS & ACCESSORIES		
RB6	Blade for KK6	1 ea
KK6D	Dowel Rod for KK6	1 ea
SC2	Suction Cups	4 ea
SB24	Static Bar	1 ea
KKP4	Kenkut® Replacement Hinge Pin 8 3/8 x 1/2 x 1/8" Stainless Steel (200 Series) for KK6	1 ea

Product support or video training visit: [www.kenkut.com](http://www.kenkut.com)



Dowel rod standard



Safety blade removes for loading & cleanup

# RAPID WRAP™ FILM DISPENSER

- Simple load-and-go solution for film dispensing to reduce cross-contamination from cardboard boxes
- Complies to HACCP and food code standards
- Mount on the wall or attach to the work surface with suction feet



Item	Description	Min Order
<b>RAPID WRAP™ DISPENSER-PLASTIC</b>		
b. RWS12	16 1/2 x 9 1/4 x 9 1/4" Dispenser, fits 12" Film Rolls	1 ea
REPLACEMENT PARTS & ACCESSORIES		
RWS12SRB	Slide Cutter for RWS12	1 ea
RWS12DL	Replacement Dowel for RWS12	1 ea
SC2	Replacement Suction Cups	4 ea

US PATENT NO. D781,066S



# OPTION™ DISPENSERS



GRAY (G)	BEIGE (BE)	MAROON (M)
ORANGE (X)	RED (R)	YELLOW (Y)



Dispensers are also a perfect solution for serving juices on your breakfast buffet



c: Assorted Set

Item #	Description	Capacity	Min Order
<b>OPTION™ DISPENSERS—POLYPROPYLENE WITH PLASTIC TOP</b>			
<b>4 5/8" X 3 3/4" X 7 1/4"</b>			
PP32G	Gray	32 oz	6 ea
PP32BE	Beige	32 oz	6 ea
PP32M	Maroon	32 oz	6 ea
PP32X	Orange	32 oz	6 ea
a. PP32R	Red	32 oz	6 ea
PP32Y	Yellow	32 oz	6 ea
PP32A	Assorted Set, (1) Each: Gray, Beige, Maroon, Orange, Red & Yellow	32 oz	6 ea
<b>5 1/2" X 4 3/4" X 9"</b>			
b. PP48G	Gray	48 oz	6 ea
PP48BE	Beige	48 oz	6 ea
PP48M	Maroon	48 oz	6 ea
PP48X	Orange	48 oz	6 ea
PP48R	Red	48 oz	6 ea
PP48Y	Yellow	48 oz	6 ea
c. PP48A	Assorted Set, (1): Gray, Beige, Maroon, Orange, Red & Yellow	48 oz	6 ea
<b>5 3/4" x 6 3/4" x 9"</b>			
PP64G	Gray	64 oz	6 ea
PP64BE	Beige	64 oz	6 ea
PP64M	Maroon	64 oz	6 ea
PP64X	Orange	64 oz	6 ea
PP64R	Red	64 oz	6 ea
PP64Y	Yellow	64 oz	6 ea
PP64A	Assorted Set, (1): Gray, Beige, Maroon, Orange, Red & Yellow	64 oz	6 ea
<b>REPLACEMENT PARTS &amp; ACCESSORIES</b>			
d. 3248T	Gray Dispenser Top for All Option Dispensers		1 ea
e. 3248BET	Beige Dispenser Top for All Option Dispensers		1 ea
f. 3248MT	Maroon Dispenser Top for All Option Dispensers		1 ea
g. 3248XT	Orange Dispenser Top for All Option Dispensers		1 ea
h. 3248RT	Red Dispenser Top for All Option Dispensers		1 ea
i. 3248YT	Yellow Dispenser Top for All Option Dispensers		1 ea
PP32J	Jar Only for Option Dispenser	32 oz	6 ea
j. PP48J	Jar Only for Option Dispenser	48 oz	6 ea
PP64J	Jar Only for Option Dispenser	64 oz	6 ea



## CUTLERY BINS

• Made from FDA approved material



Item #	Description	Min Order
	<b>CUTLERY BINS—HIGH DENSITY POLYETHYLENE</b> Safe workload up to 25 lbs.	
a. 1524G	Gray, 21¼ x 11¼ x 3¾"	12 ea
b. 1524B	Black, 21¼ x 11¼ x 3¾"	12 ea



# BUS TUBS & TOTE BOXES

- Made from FDA approved material
- Textured exterior finish, stackable
- Reinforced handles
- Material helps minimize chipping of china and glassware
- Safe workload up to 50 lbs
- Works with the 1531 series covers



Stronger than our competitors—  
tested and confirmed! View our video:



# RECYCLED BUS TUBS/TOTE BOXES

- Made from FDA approved material
- Safe workload up to 50 lbs
- Works with the 1531 series covers




Item #	Description	Min Order
<b>BUS TUBS / TOTE BOXES</b>		
<b>HIGH DENSITY POLYETHYLENE, 21½ X 15¾ X 5", 4 GALLON</b>		
a. 1529B	Black	12 ea
1529BR	Brown	12 ea
1529E	Recycled, Black	12 ea
1529G	Gray	12 ea
1529R	Red	12 ea
1529W	White	12 ea
P1529G	Gray, Palletized	240 ea
P1529W	White, Palletized	240 ea
<b>HIGH DENSITY POLYETHYLENE, 21½ X 15¾ X 7", 6 GALLON</b>		
1537B	Black	12 ea
1537BR	Brown	12 ea
1537E	Recycled, Black	12 ea
1537G	Gray	12 ea
1537W	White	12 ea
P1537B	Black, Palletized	240 ea
P1537G	Gray, Palletized	240 ea
P1537W	White, Palletized	240 ea
<b>RECYCLED BUS TUBS / TOTE BOXES</b>		
<b>CO-POLYMER POLYPROPYLENE, 21½ X 15¾"</b>		
1529E	5" Black, 4 gal	12 ea
b. 1537E	7" Black, 6 gal	12 ea
<b>BUS TUBS/TOTE BOX COVERS</b>		
<b>HIGH IMPACT POLYPROPYLENE, 21¼ X 16 X 1"</b>		
c. 1531B	Black	12 ea
1531BR	Brown	12 ea
1531G	Gray	12 ea
1531W	White	12 ea



## BOX COVERS

Fits 1529 and  
1537 Tote Boxes



Item #	Description	Min Order
<b>HEAVY DUTY BUS TUBS/TOTE BOXES</b>		
<b>HIGH DENSITY POLYETHYLENE, 21 X 17 X 7", 7½ GALLON</b>		
1557B	Black	6 ea
1557BR	Brown	6 ea
a. 1557G	Gray	6 ea
<b>HEAVY DUTY DIVIDED BUS TUBS/TOTE BOXES</b>		
<b>HIGH DENSITY POLYETHYLENE, 21 X 17 X 7"</b>		
1547B	Black	6 ea
b. 1547BR	Brown	6 ea
1547G	Gray	6 ea
<b>UNDERCOUNTER BUS TUBS</b>		
<b>HIGH DENSITY POLYETHYLENE, 20¾ X 12 X 6", 4 GALLON</b>		
c. 1527G	Gray	12 ea
<b>FOOD STORAGE BOXES &amp; COVERS</b>		
<b>HIGH DENSITY POLYETHYLENE, 21½ X 15¾" BOX</b>		
d. 1529N	5" Box, Natural, 4 gal	12 ea
1537N	7" Box, Natural, 6 gal	12 ea
1531N	Cover, Natural	12 ea
<b>FREEZER STORAGE BOXES &amp; COVERS</b>		
<b>HIGH DENSITY POLYETHYLENE, 21 X 16" BOX</b>		
e. F1529	5" Freezer Box, Natural, 4 gal	12 ea
F1537	7" Freezer Box, Natural, 6 gal	12 ea
F1531	Freezer Cover, 22 x 16¼ x 1¼", Natural	12 ea
<b>FREEZER DRAIN BOXES &amp; COVERS</b>		
<b>HIGH DENSITY POLYETHYLENE, 21½ X 15¾"</b>		
DBF1529	5" Drain Box, ¼" dia Holes	12 ea
DBF1537	7" Drain Box, ¼" dia Holes	12 ea
DBF55	5" Drain Box Set (1 ea DBF1529, 1 ea F1529, 1 ea F1531)	1 set
f. DBF57	Combo Drain Box Set (1 ea DBF1529, 1 ea F1537, 1 ea F1531)	1 set
DBF77	7" Drain Box Set (1 ea DBF1537, 1 ea F1537, 1 ea F1531)	1 set



## HEAVY DUTY TUBS & TOTES

- Made from FDA approved material
- Safe workload up to 70 lbs



## FOOD STORAGE

- Can be used at freezer temperatures as low as 0°F / -17°C
- Made from FDA approved material
- Safe workload up to 50 lbs



## FREEZER STORAGE

- Can be used at freezer temperatures as low as -30°F / -34°C
- Made from FDA approved material
- Safe workload up to 50 lbs



## FREEZER DRAIN BOXES & COVERS

- Made from FDA approved material
- Suitable for use at freezer temperatures as low as -30°F / -34°C
- Safe workload up to 50 lbs





For over 75 years, TableCraft Products Company has been proud to bring innovation and quality products to the foodservice industry.

World Headquarters  
801 Lakeside Drive  
Gurnee, Illinois 60031  
847.855.9000  
847.855.9012 fax

Professional Bakeware  
by TableCraft  
11739 N US Highway 75  
Willis, TX 77378  
847.856.5516

Customer Service:  
800.323.8321  
info@tablecraft.com  
www.tablecraft.com